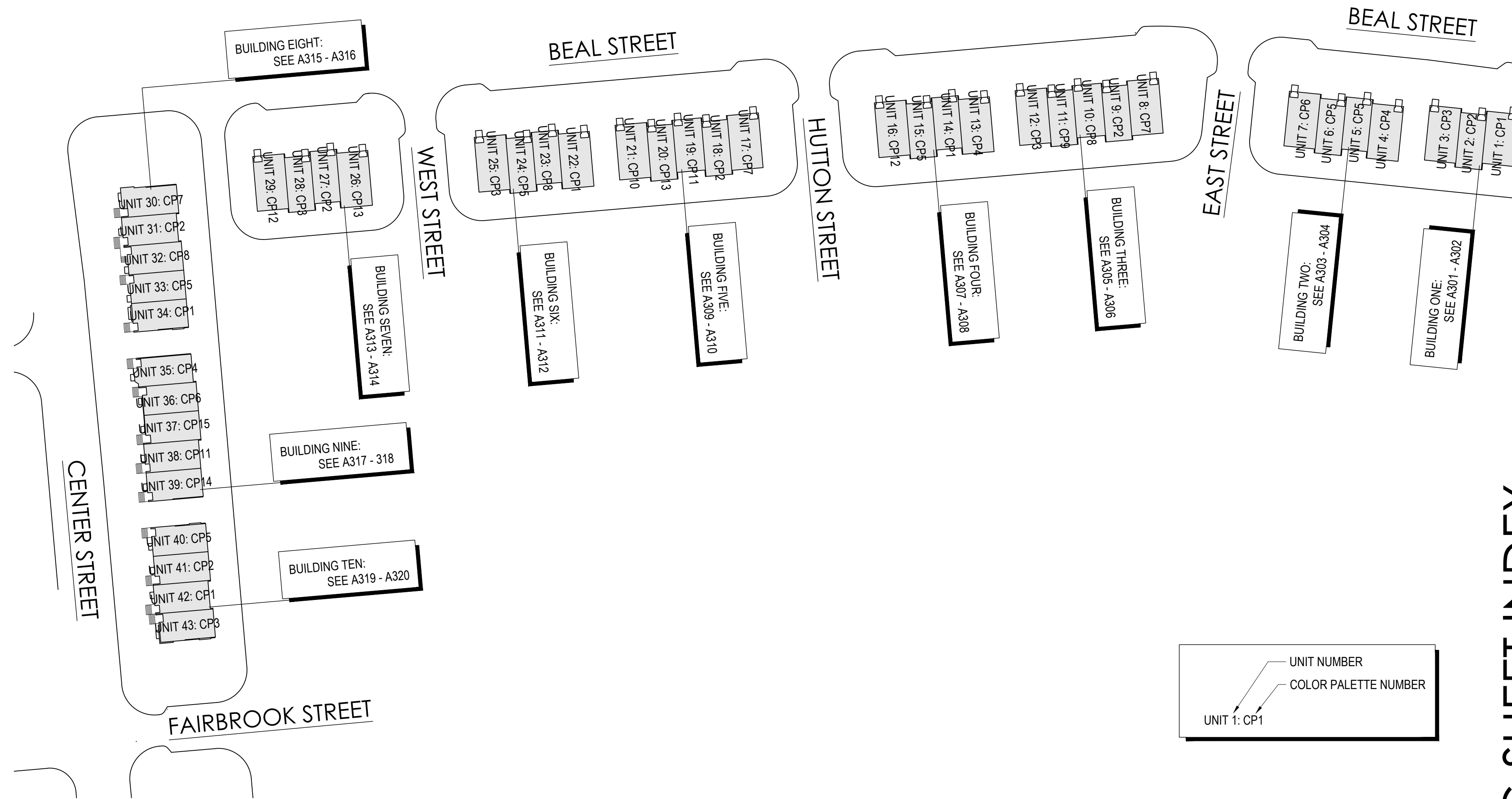


THE DOWNS Toll Brothers Development

SOUTH OF BEAL STREET
2.5 Story Townhouses along
Beal Street and South Center Street
Northville, MI 48167



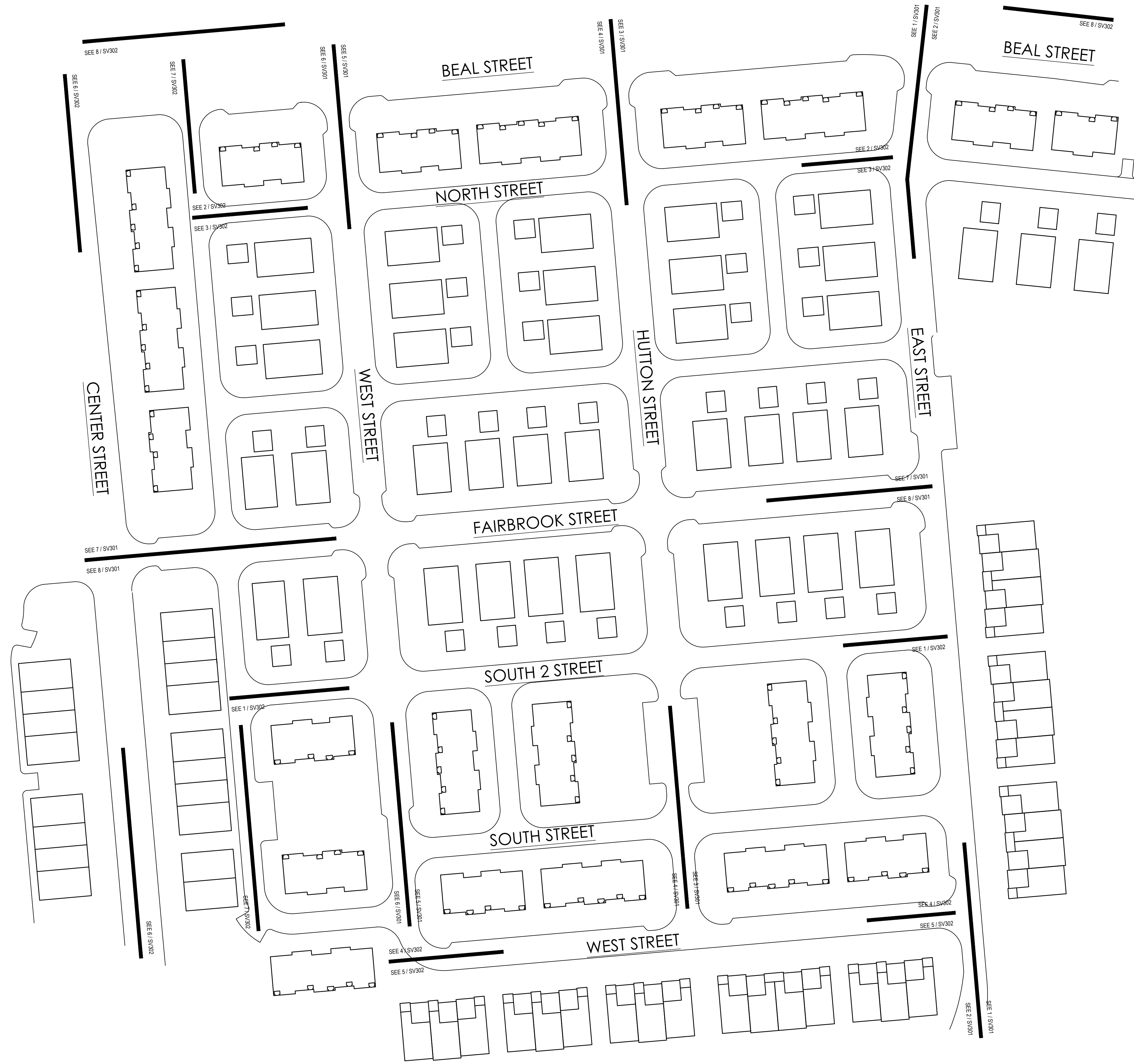
building key plan
not to scale

DRAWING SHEET INDEX

SHEET TITLE	SHEET NUMBER	ISSUE DATE
COVER SHEET	C1.0	
SOUTH OF BEAL STREET: OVERALL STREET ELEVATIONS KEY MAP	CV100	
SOUTH OF BEAL STREET: OVERALL STREET ELEVATIONS	CV301	
SOUTH OF BEAL STREET: OVERALL STREET ELEVATIONS	CV301	
ARCHITECTURAL RENDERINGS	A100	
BEAL STREET: SINGLE-FAMILY ATTACHED BUILDING 1 LOWER LEVEL FLOOR PLAN (TYPICAL PLAN)	A101	
BEAL STREET: SINGLE-FAMILY ATTACHED BUILDING 1 MAIN LEVEL FLOOR PLAN (TYPICAL PLAN)	A101	
BEAL STREET: SINGLE-FAMILY ATTACHED BUILDING 1 UPPER LEVEL FLOOR PLAN (TYPICAL PLAN)	A101	
SOUTH OF BEAL OVERALL STREET ELEVATIONS	SV301	
SOUTH OF BEAL OVERALL STREET ELEVATIONS	SV302	
BUILDING ONE EXTERIOR ELEVATIONS	A301	
BUILDING ONE EXTERIOR ELEVATIONS	A302	
BUILDING TWO EXTERIOR ELEVATIONS	A303	
BUILDING TWO EXTERIOR ELEVATIONS	A304	
BUILDING THREE EXTERIOR ELEVATIONS	A305	
BUILDING THREE EXTERIOR ELEVATIONS	A306	
BUILDING FOUR EXTERIOR ELEVATIONS	A307	
BUILDING FOUR EXTERIOR ELEVATIONS	A308	
BUILDING FIVE EXTERIOR ELEVATIONS	A309	
BUILDING FIVE EXTERIOR ELEVATIONS	A310	
BUILDING SIX EXTERIOR ELEVATIONS	A311	
BUILDING SIX EXTERIOR ELEVATIONS	A312	
BUILDING SEVEN EXTERIOR ELEVATIONS	A313	
BUILDING SEVEN EXTERIOR ELEVATIONS	A314	
BUILDING EIGHT EXTERIOR ELEVATIONS	A315	
BUILDING EIGHT EXTERIOR ELEVATIONS	A316	
BUILDING NINE EXTERIOR ELEVATIONS	A317	
BUILDING NINE EXTERIOR ELEVATIONS	A318	
BUILDING TEN EXTERIOR ELEVATIONS	A319	
BUILDING TEN EXTERIOR ELEVATIONS	A320	
COLOR PALETTES	CP1	
COLOR PALETTES	CP2	
COLOR PALETTES	CP3	
COLOR PALETTES	CP4	

DO NOT SCALE DRAWINGS; USE NOTED DIMENSIONS ONLY.

THIS DRAWING IS THE PROPERTY OF M ARCHITECTS. UNAUTHORIZED USE OF ANY KIND, INCLUDING USE ON OTHER PROJECTS, IS PROHIBITED.



ISSUE DATE

06-24-2021 PC PRE-APP
 12-14-2021 PRELIM. SITE PLAN
 01-18-2022 P.C. PRELIM. REVIEW
 05-02-2022 HDC CONCEPT REV.
 08-09-2022 PRELIM. SITE PLAN
 04-11-2023 FINAL SITE PLAN

NOT FOR CONSTRUCTION



M
ARCHITECTS

114 RAYSON STREET
 SUITE 202
 NORTHVILLE, MICHIGAN 48167
 PHONE 248.349.2708
 marchitects.com

PROJECT THE DOWNS

TOLL BROTHERS DEVELOPMENT:
 SOUTH OF BEAL STREET
 2.5 Story Townhouses
 Beal and Center Streets

PROJECT ADDRESS
 South Side of Beal Street
 and Along
 South Center Street, North of
 Fairbrook Street
 Northville, MI
 48167

PROJECT NUMBER
 21.29

SHEET NAME
 SOUTH OF BEAL STREET:
 OVERALL STREET ELEVATIONS
 KEY MAP

SHEET NUMBER

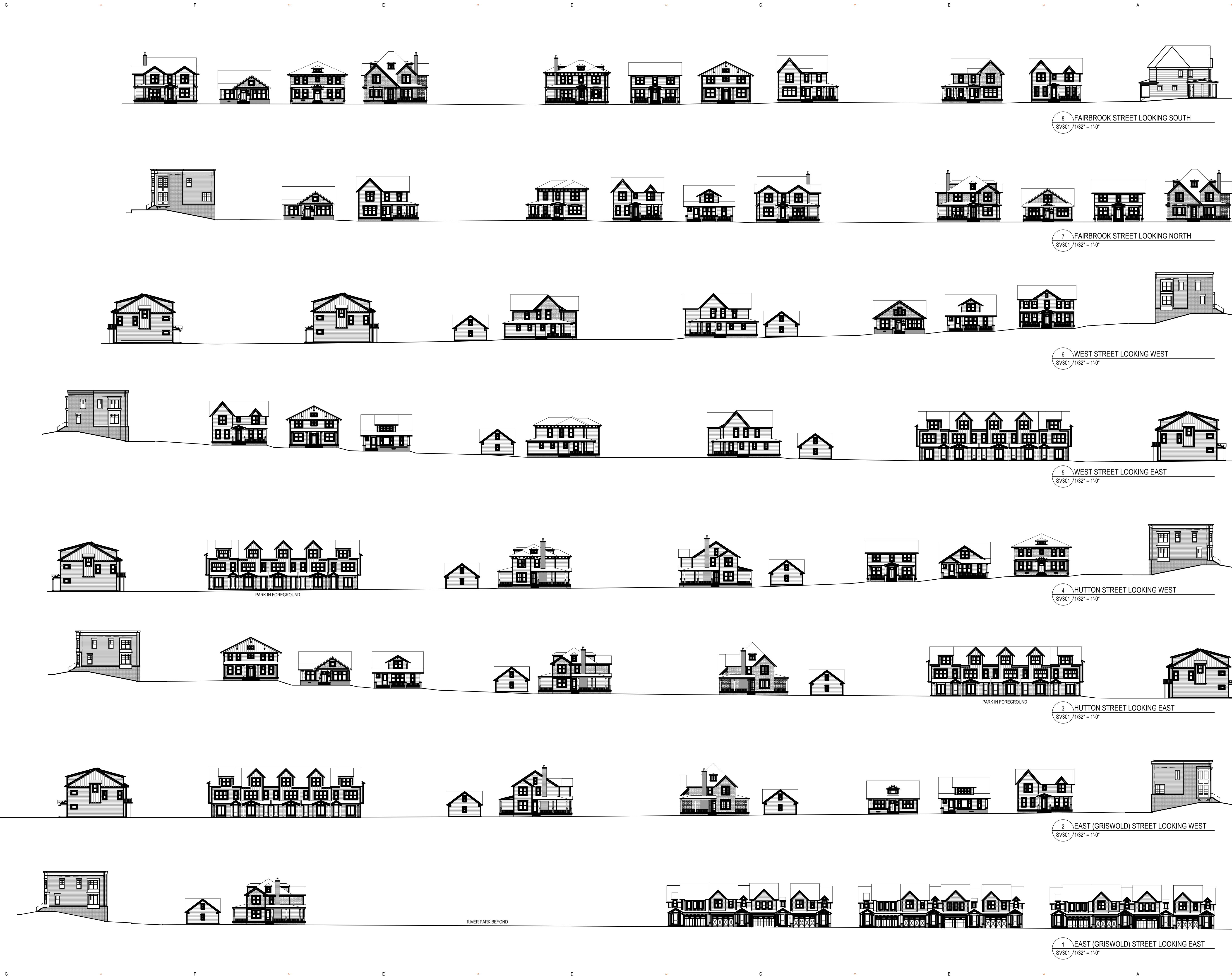
CV100

1 OVERALL STREET ELEVATION KEY MAP
 CV100 / SCALE: 1" = 60'-0"



DO NOT SCALE DRAWINGS; USE NOTED DIMENSIONS ONLY.

THIS DRAWING IS THE PROPERTY OF M ARCHITECTS. UNAUTHORIZED USE OF ANY KIND, INCLUDING USE ON OTHER PROJECTS, IS PROHIBITED.



ISSUE DATE

06-24-2021 PC PRE-APP
 12-14-2021 PRELIM. SITE PLAN
 01-18-2022 P.C. PRELIM. REVIEW
 05-02-2022 HDC CONCEPT REV.
 08-09-2022 PRELIM. SITE PLAN
 04-11-2023 FINAL SITE PLAN

NOT FOR CONSTRUCTION



M
ARCHITECTS

114 RAYSON STREET
 SUITE 202
 NORTHVILLE, MICHIGAN 48167
 PHONE 248.349.9708
 marchitects.com

PROJECT THE DOWNS

TOLL BROTHERS DEVELOPMENT:
 SOUTH OF BEAL STREET
 2.5 Story Townhouses
 Beal and Center Streets

PROJECT ADDRESS
 South Side of Beal Street
 and Along
 South Center Street, North of
 Fairbrook Street
 Northville, MI
 48167

PROJECT NUMBER 21.29

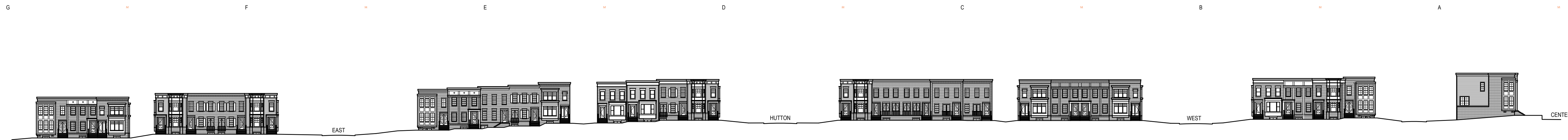
SHEET NAME
 SOUTH OF BEAL STREET:
 OVERALL STREET ELEVATIONS

SHEET NUMBER SV301

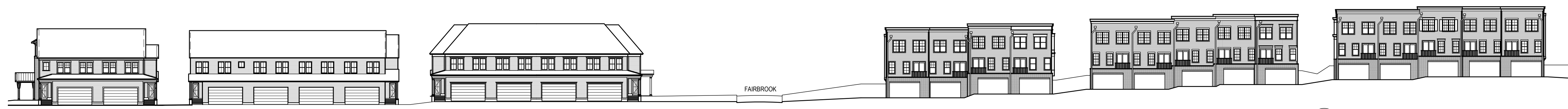


DO NOT SCALE DRAWINGS; USE NOTED DIMENSIONS ONLY.

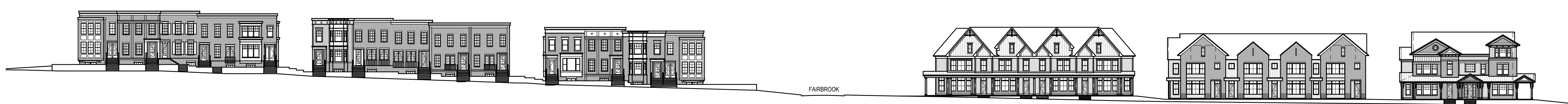
THIS DRAWING IS THE PROPERTY OF M ARCHITECTS. UNAUTHORIZED USE OF ANY KIND, INCLUDING USE ON OTHER PROJECTS, IS PROHIBITED.



8 BEAL STREET LOOKING SOUTH
SV302 / 1" = 50'-0"



7 BACK VIEW OF CENTER STREET BUILDINGS
SV302 / 1/32" = 1'-0"



6 CENTER STREET LOOKING EAST
SV302 / 1/32" = 1'-0"



5 WEST STREET LOOKING SOUTH
SV302 / 1/32" = 1'-0"



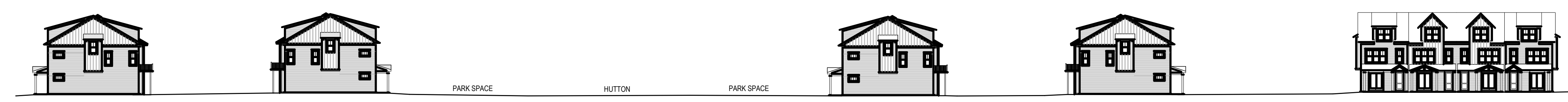
4 WEST STREET LOOKING NORTH
SV302 / 1/32" = 1'-0"



3 NORTH STREET LOOKING SOUTH
SV302 / 1/32" = 1'-0"



2 NORTH STREET LOOKING NORTH
SV302 / 1/32" = 1'-0"



1 SOUTH STREET 2 LOOKING SOUTH
SV302 / 1/32" = 1'-0"

ISSUE DATE

06-24-2021 PC PRE-APP
12-14-2021 PRELIM. SITE PLAN
01-18-2022 P.C. PRELIM. REVIEW
05-02-2022 HDC CONCEPT REV.
08-09-2022 PRELIM. SITE PLAN
04-11-2023 FINAL SITE PLAN

NOT FOR CONSTRUCTION



M ARCHITECTS
114 RAYSON STREET
SUITE 202
NORTHVILLE, MICHIGAN 48167
PHONE 248.349.9708
marchitects.com

PROJECT THE DOWNS

TOLL BROTHERS DEVELOPMENT:
SOUTH OF BEAL STREET
2.5 Story Townhouses
Beal and Center Streets

PROJECT ADDRESS
South Side of Beal Street
and Along
South Center Street, North of
Fairbrook Street
Northville, MI
48167

PROJECT NUMBER
21.29

SHEET NAME
SOUTH OF BEAL STREET:
OVERALL STREET ELEVATIONS

SHEET NUMBER
SV302




G F E D C B A

DO NOT SCALE DRAWINGS. USE NOTED DIMENSIONS ONLY.

THIS DRAWING IS THE PROPERTY OF M ARCHITECTS. UNAUTHORIZED USE OF ANY KIND, INCLUDING USE ON OTHER PROJECTS, IS PROHIBITED.

06-24-2021	PC PRE-APP
12-14-2021	PRELIM. SITE PLAN
01-18-2022	P.C. PRELIM. REVIEW
05-02-2022	HDC CONCEPT REV.
08-09-2022	PRELIM. SITE PLAN
04-11-2023	FINAL SITE PLAN

NOT FOR CONSTRUCTION



PROJECT
THE DOWNS
TOLL BROTHERS DEVELOPMENT:
SOUTH OF BEAL STREET
2.5 Story Townhouses
Beal and Center Streets

PROJECT ADDRESS
South Side of Beal Street
and Along
South Center Street, North of
Fairbrook Street
Northville, MI
48167

PROJECT NUMBER
21.29

SHEET NAME
ARCHITECTURAL RENDERINGS

SHEET NUMBER
A100



IMAGE NUMBER
AR-2.0



BEAL STREET LOOKING SOUTHEAST

IMAGE NUMBER
AR-3.0



IMAGE NUMBER
AR-1.0

NOTE: IMAGES ARE FOR
REFERENCE ONLY TO
PORTRAY GENERAL COLORS.

DO NOT SCALE DRAWINGS. USE NOTED DIMENSIONS ONLY.

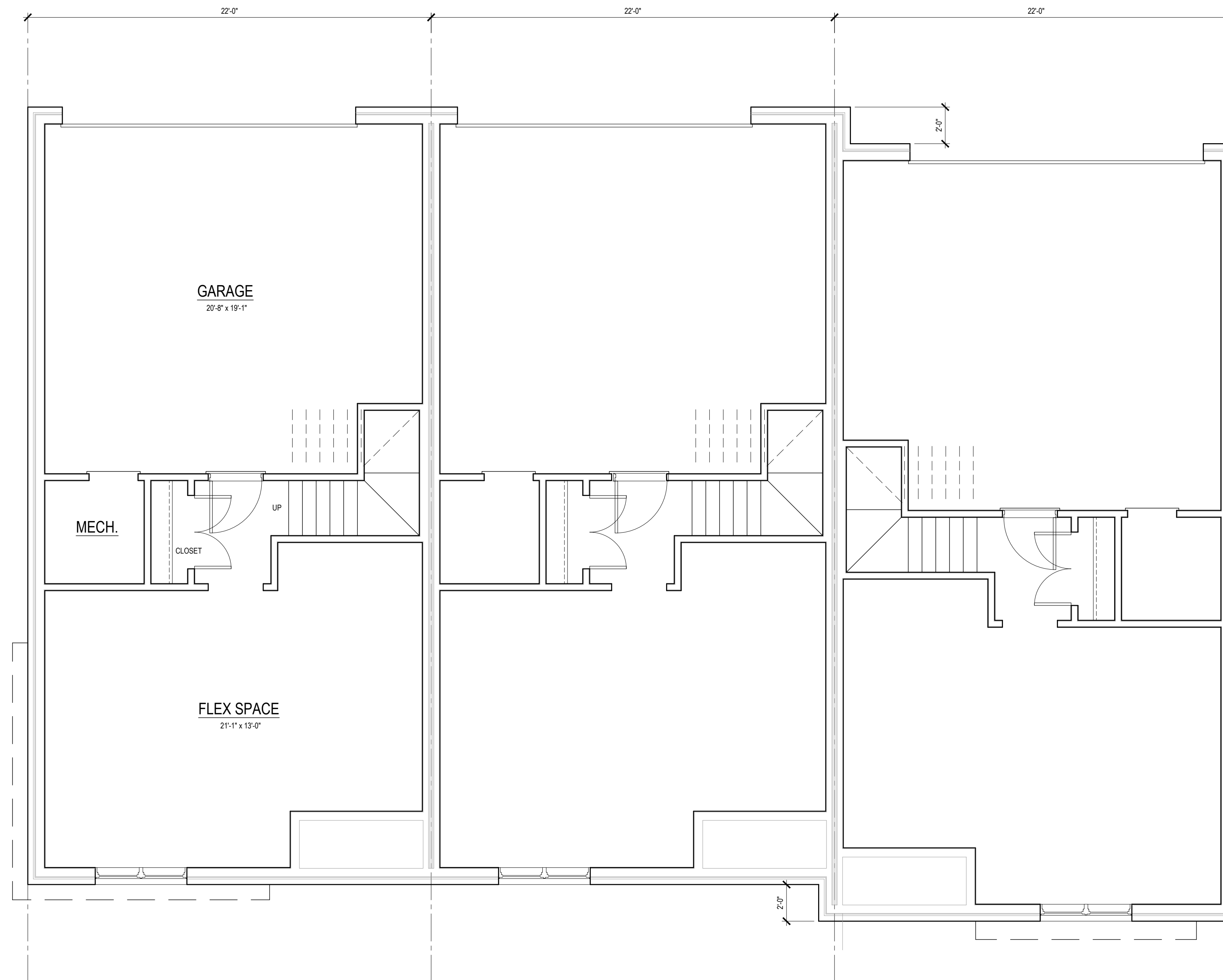
THIS DRAWING IS THE PROPERTY OF M ARCHITECTS. UNAUTHORIZED USE OF ANY KIND, INCLUDING USE ON OTHER PROJECTS, IS PROHIBITED.

ISSUE DATE

06-24-2021	PC PRE-APP
12-14-2021	PRELIM. SITE PLAN
01-18-2022	P.C. PRELIM. REVIEW
05-02-2022	HDC CONCEPT REV.
08-09-2022	PRELIM. SITE PLAN
04-11-2023	FINAL SITE PLAN

NOT FOR CONSTRUCTION

BEAL STREET, BUILDING 1



PROJECT
THE DOWNS

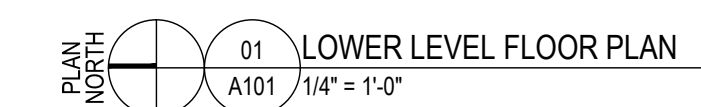
TOLL BROTHERS DEVELOPMENT:
SOUTH OF BEAL STREET
2.5 Story Townhouses
Beal and Center Streets

PROJECT ADDRESS
South Side of Beal Street
and Along
South Center Street, North of
Fairbrook Street
Northville, MI
48167

PROJECT NUMBER
21.29

SHEET NAME
BEAL STREET:
SINGLE-FAMILY ATTACHED
BUILDING 1
LOWER LEVEL FLOOR PLAN
(TYPICAL PLAN)

SHEET NUMBER
A101



DO NOT SCALE DRAWINGS. USE NOTED DIMENSIONS ONLY.

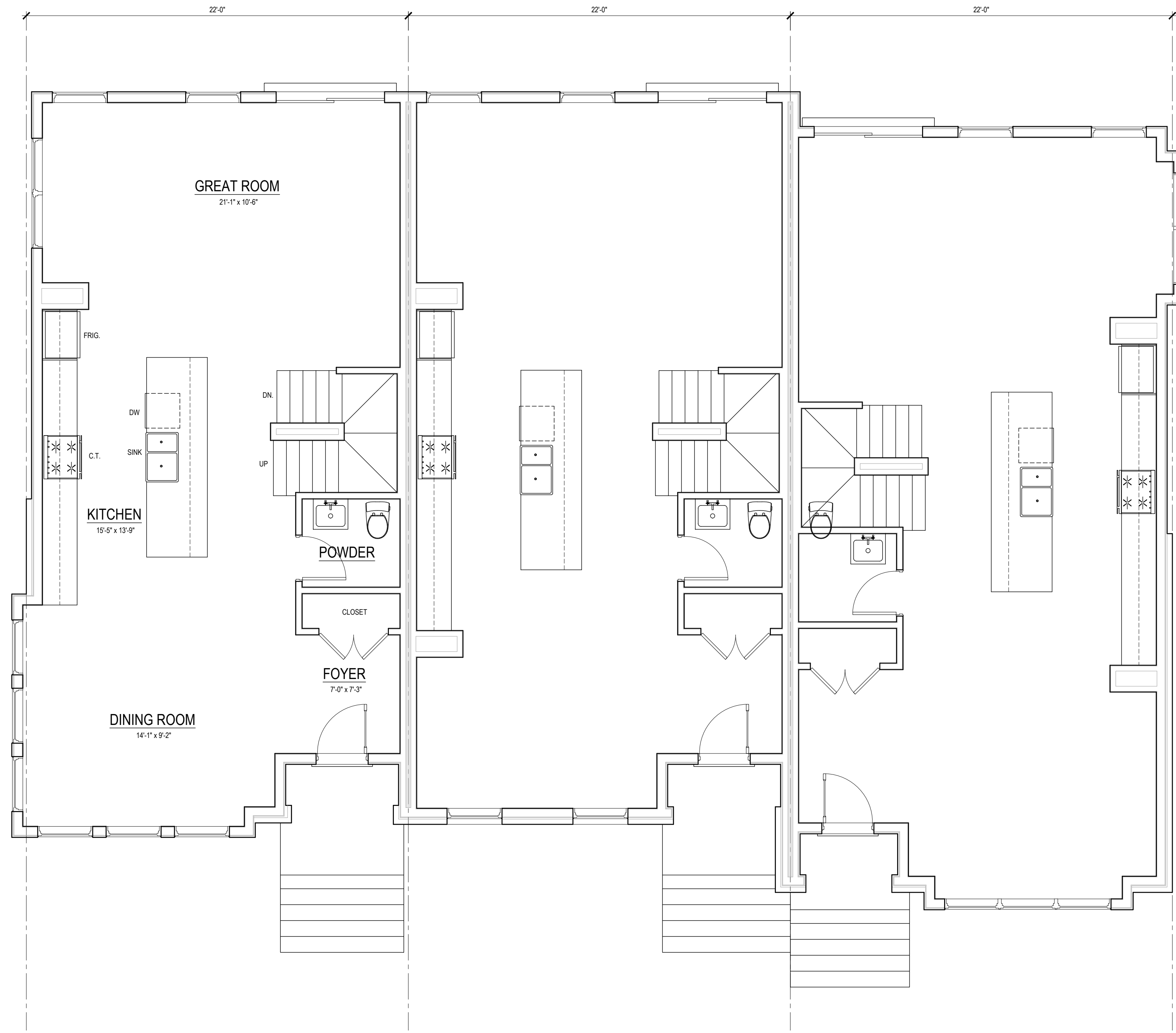
THIS DRAWING IS THE PROPERTY OF M ARCHITECTS. UNAUTHORIZED USE OF ANY KIND, INCLUDING USE ON OTHER PROJECTS, IS PROHIBITED.

ISSUE DATE

06-24-2021	PC PRE-APP
12-14-2021	PRELIM. SITE PLAN
01-18-2022	P.C. PRELIM. REVIEW
05-02-2022	HDC CONCEPT REV.
08-09-2022	PRELIM. SITE PLAN
04-11-2023	FINAL SITE PLAN

NOT FOR CONSTRUCTION

BEAL STREET, BUILDING 1



M
ARCHITECTS

114 RAYSON STREET
SUITE 202
NORTHVILLE, MICHIGAN 48167
PHONE 248.349.9708
marchitects.com

PROJECT
THE DOWNS

TOLL BROTHERS DEVELOPMENT:
SOUTH OF BEAL STREET
2.5 Story Townhouses
Beal and Center Streets

PROJECT ADDRESS
South Side of Beal Street
and Along
South Center Street, North of
Fairbrook Street
Northville, MI
48167

PROJECT NUMBER
21.29

SHEET NAME
BEAL STREET:
SINGLE-FAMILY ATTACHED
BUILDING 1
MAIN LEVEL FLOOR PLAN
(TYPICAL PLAN)

SHEET NUMBER
A102

01 MAIN LEVEL FLOOR PLAN
A102 1/4" = 1'-0"



DO NOT SCALE DRAWINGS. USE NOTED DIMENSIONS ONLY.

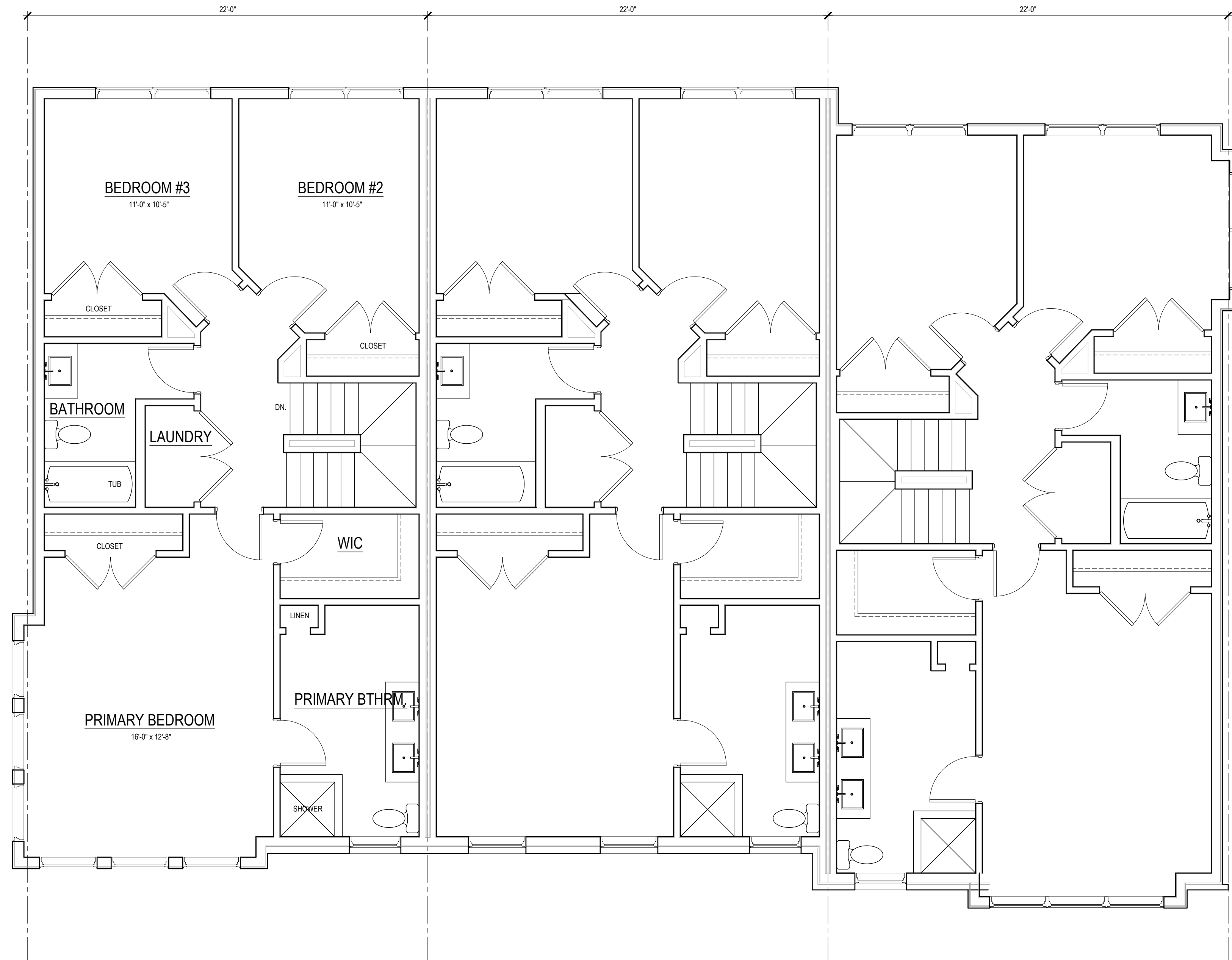
THIS DRAWING IS THE PROPERTY OF M ARCHITECTS. UNAUTHORIZED USE OF ANY KIND, INCLUDING USE ON OTHER PROJECTS, IS PROHIBITED.

ISSUE DATE

06-24-2021	PC PRE-APP
12-14-2021	PRELIM. SITE PLAN
01-18-2022	P.C. PRELIM. REVIEW
05-02-2022	HDC CONCEPT REV.
08-09-2022	PRELIM. SITE PLAN
04-11-2023	FINAL SITE PLAN

NOT FOR CONSTRUCTION

BEAL STREET, BUILDING 1



M
ARCHITECTS

114 RAYSON STREET
SUITE 202
NORTHVILLE, MICHIGAN 48167
PHONE 248.349.9708
marchitects.com

PROJECT
THE DOWNS

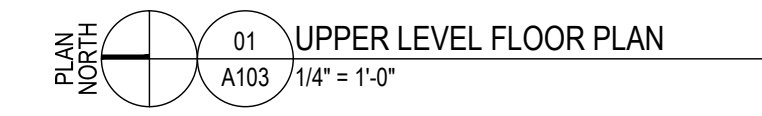
TOLL BROTHERS DEVELOPMENT:
SOUTH OF BEAL STREET
2.5 Story Townhouses
Beal and Center Streets

PROJECT ADDRESS
South Side of Beal Street
and Along
South Center Street, North of
Fairbrook Street
Northville, MI
48167

PROJECT NUMBER
21.29

SHEET NAME
BEAL STREET:
SINGLE-FAMILY ATTACHED
BUILDING 1
UPPER LEVEL FLOOR PLAN
(TYPICAL PLAN)

SHEET NUMBER
A103



BEAL STREET, BUILDING 1

NOT FOR CONSTRUCTION



114 RAYSON STREET
SUITE 202
NORTHVILLE, MICHIGAN 48167
PHONE 248.349.9708
marchitects.com

PROJECT THE DOWNS

TOLL BROTHERS DEVELOPMENT:
SOUTH OF BEAL STREET
2.5 Story Townhouses
Beal and Center Streets

PROJECT ADDRESS
South Side of Beal Street
and Along
South Center Street, North of
Fairbrook Street
Northville, MI
48167

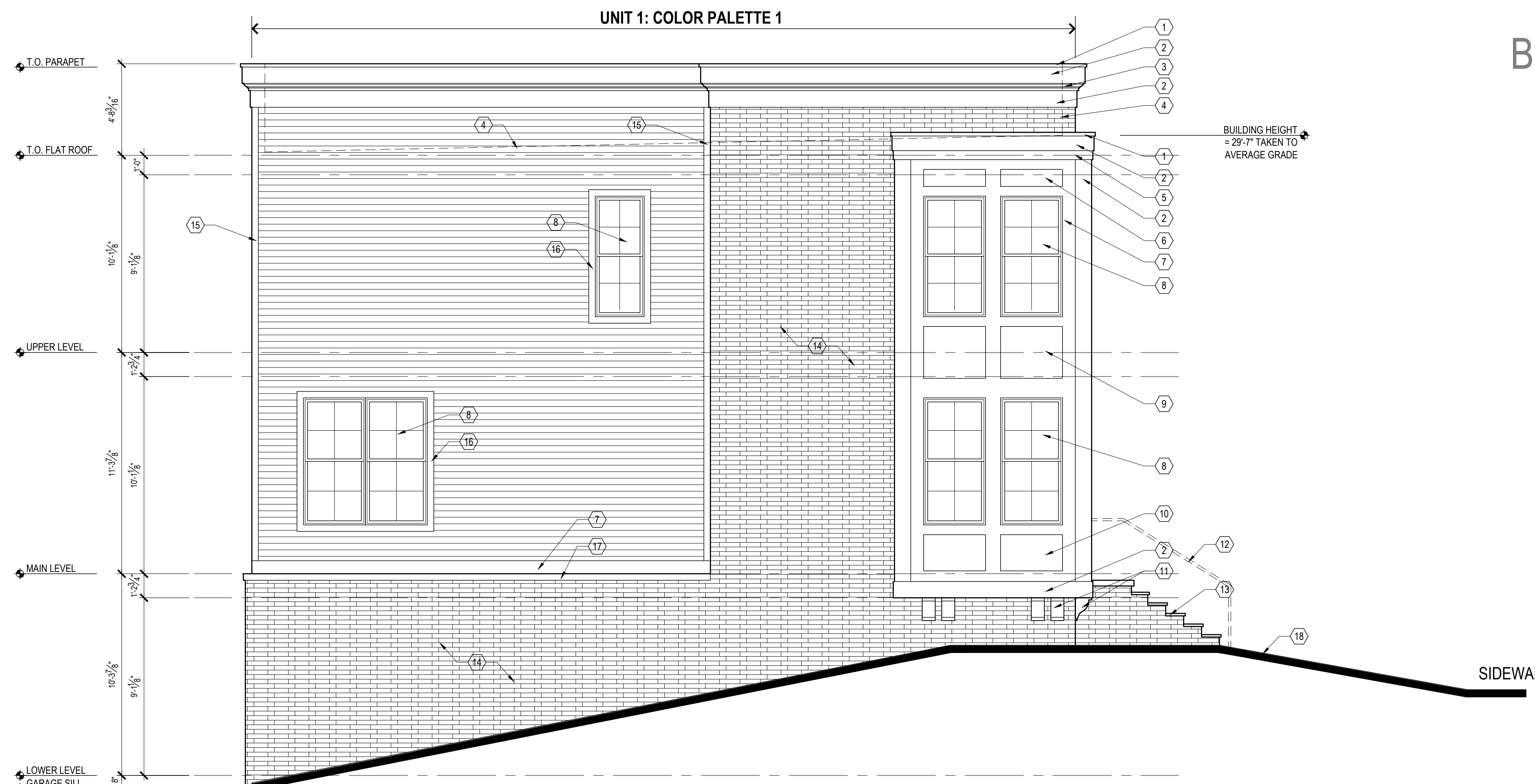
PROJECT NUMBER
21.29

SHEET NAME
BEAL STREET:
SINGLE-FAMILY ATTACHED
BUILDING 1
EXTERIOR ELEVATIONS

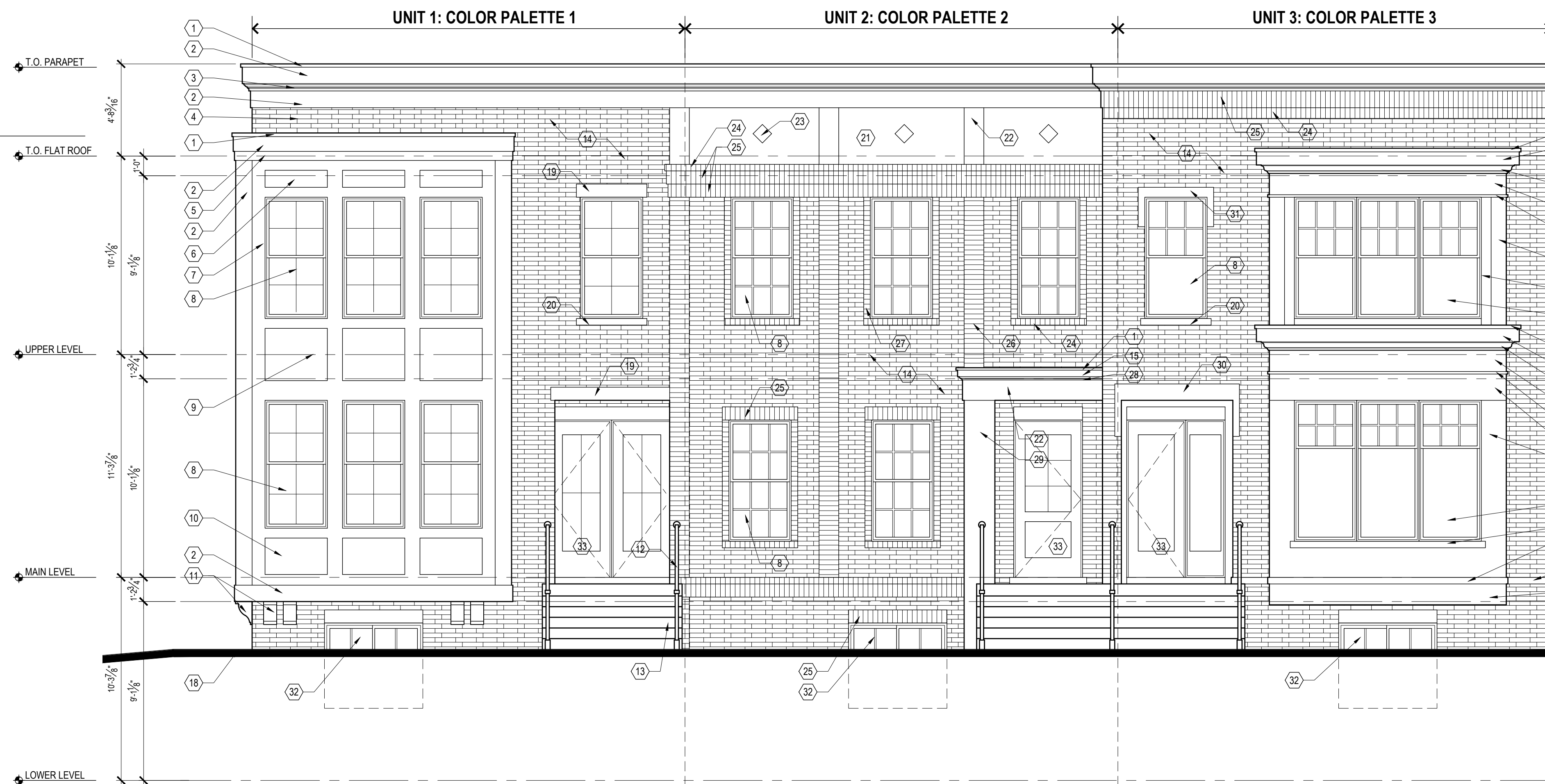
SHEET NUMBER
A301

ELEVATION KEYNOTES, THIS SHEET:

- 1 ALUMINUM COPING
- 2 10" TRIM
- 3 5" CROWN MOULDING
- 4 DASHED LINES OF PARAPET / ROOF BEYOND
- 5 6" TRIM
- 6 38" x 10-1/2" RECESSED PANEL
- 7 8" TRIM
- 8 ALUMINUM CLAD DOUBLE HUNG WINDOW
- 9 38" x 32" RECESSED PANEL
- 10 38" x 22" RECESSED PANEL
- 11 8" x 14" DECORATIVE WOOD BRACKET
- 12 DASHED LINES OF BLACK ALUMINUM HANDRAIL
- 13 CONCRETE STEPS
- 14 4" BRICK VENEER
- 15 4" TRIM
- 16 4" WINDOW SURROUND
- 17 4" STONE CAP
- 18 GRADE AT BUILDING
- 19 8" STONE HEAD, PROJECT 1"
- 20 4" STONE SILL, PROJECT 1"
- 21 COMPOSITE PANEL
- 22 12" TRIM
- 23 8" COMPOSITE ACCENT
- 24 4" BRICK ROWLOCK, PROJECT 1"
- 25 8" BRICK SOLDIER COURSE, PROJECT 1"
- 26 8" STACKED BRICK, PROJECT 1"
- 27 4" STACKED BRICK, PROJECT 1"
- 28 2" CROWN MOULDING
- 29 1'-6" COMPOSITE PILASTER
- 30 10" STONE WITH 4" x 1'-10" TURN DOWN, PROJECT 1"
- 31 6" STONE WITH 4" x 1'-6" TURN DOWN, PROJECT 1"
- 32 ALUMINUM CLAD SLIDER WINDOW WITH WINDOW WELL AT GRADE
- 33 WOOD ENTRY DOOR
- 34 OPEN
- 35 1-1/2" BANDING, PROJECT 1"
- 36 16" TRIM
- 37 4" TRIM, PROJECT 1"



2 EAST ELEVATION
A301 1/4" = 1'-0"



1 NORTH ELEVATION
A301 1/4" = 1'-0"

DO NOT SCALE DRAWINGS; USE NOTED DIMENSIONS ONLY.

THIS DRAWING IS THE PROPERTY OF M ARCHITECTS. UNAUTHORIZED USE OF ANY KIND, INCLUDING USE ON OTHER PROJECTS, IS PROHIBITED.



BEAL STREET, BUILDING 1

ELEVATION KEYNOTES, THIS SHEET:

- 1 ALUMINUM COPING
- 2 10" TRIM
- 3 5" CROWN MOULDING
- 4 DASHED LINES OF PARAPET / ROOF BEYOND
- 5 6" TRIM
- 6 38" x 10-1/2" RECESSED PANEL
- 7 8" TRIM
- 8 ALUMINUM CLAD DOUBLE HUNG WINDOW
- 9 38" x 32" RECESSED PANEL
- 10 38" x 22" RECESSED PANEL
- 11 8" x 14" DECORATIVE WOOD BRACKET
- 12 DASHED LINES OF BLACK ALUMINUM HANDRAIL
- 13 CONCRETE STEPS
- 14 4" BRICK VENEER
- 15 4" TRIM
- 16 4" WINDOW SURROUND
- 17 4" STONE CAP
- 18 GRADE AT BUILDING
- 19 8" STONE HEAD, PROJECT 1"
- 20 4" STONE SILL, PROJECT 1"
- 21 COMPOSITE PANEL
- 22 12" TRIM
- 23 8" COMPOSITE ACCENT
- 24 4" BRICK ROWLOCK, PROJECT 1"
- 25 8" BRICK SOLDIER COURSE, PROJECT 1"
- 26 8" STACKED BRICK, PROJECT 1"
- 27 4" STACKED BRICK, PROJECT 1"
- 28 2" CROWN MOULDING
- 29 1'-6" COMPOSITE PILASTER
- 30 10" STONE WITH 4" x 1'-10" TURN DOWN, PROJECT 1"
- 31 6" STONE WITH 4" x 1'-6" TURN DOWN, PROJECT 1"
- 32 ALUMINUM CLAD SLIDER WINDOW WITH WINDOW WELL AT GRADE
- 33 OPEN
- 34 OPEN
- 35 1-1/2" BANDING, PROJECT 1"
- 36 16" TRIM
- 37 4" TRIM, PROJECT 1"
- 38 DASHED LINE OF UNIT BEYOND
- 39 ALUMINUM GARAGE DOOR
- 40 ALUMINUM SCUPPER AND DOWNSPOUT
- 41 4" HORIZONTAL SIDING
- 42 ALUMINUM CLAD SLIDING DOOR
- 43 BLACK ALUMINUM GUARD RAIL

NOT FOR CONSTRUCTION



114 RAYSON STREET
SUITE 202
NORTHVILLE, MICHIGAN 48167
PHONE 248.349.9708
marchitects.com

PROJECT THE DOWNS

TOLL BROTHERS DEVELOPMENT:
SOUTH OF BEAL STREET
2.5 Story Townhouses
Beal and Center Streets

PROJECT ADDRESS
South Side of Beal Street
and Along
South Center Street, North of
Fairbrook Street
Northville, MI
48167

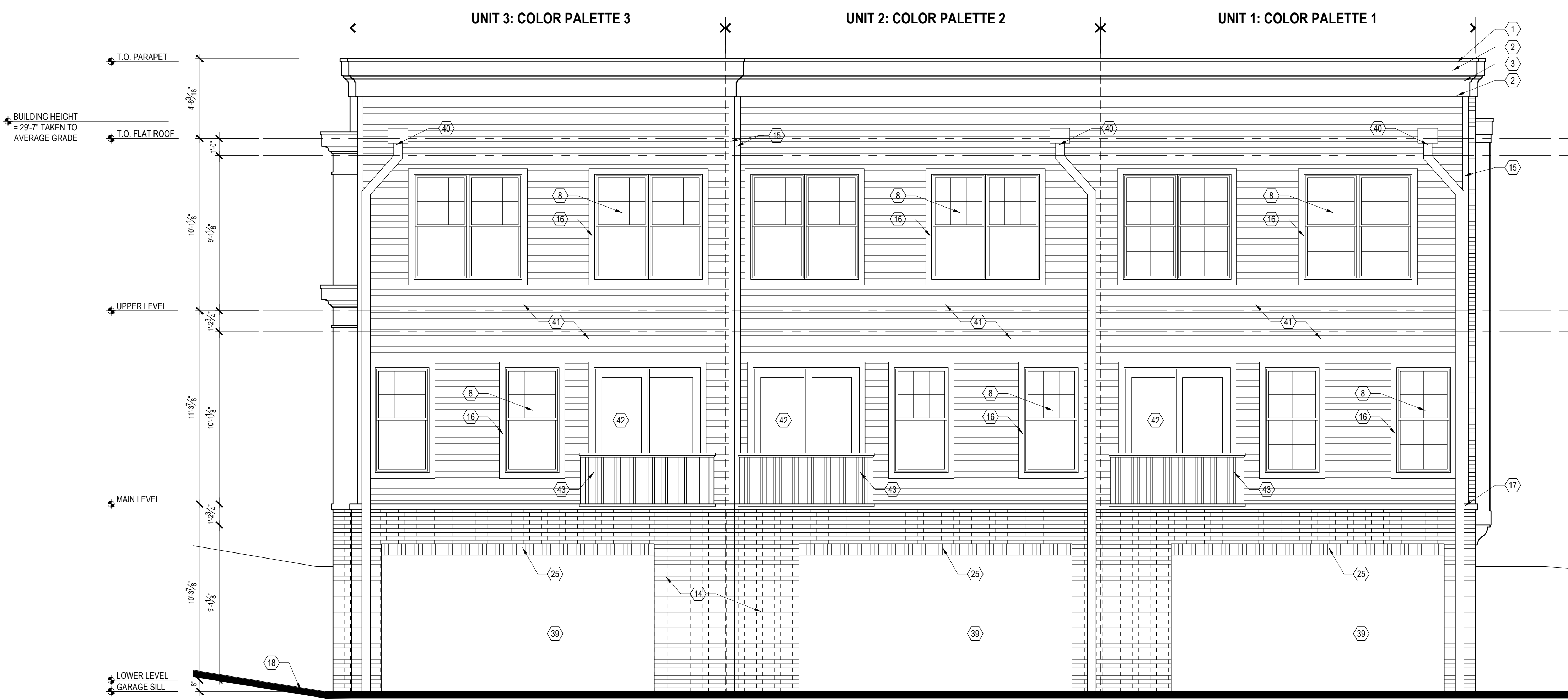
PROJECT NUMBER
21.29

SHEET NAME
BEAL STREET:
SINGLE-FAMILY ATTACHED
BUILDING 1
EXTERIOR ELEVATIONS

SHEET NUMBER
A302

DO NOT SCALE DRAWINGS; USE NOTED DIMENSIONS ONLY.

THIS DRAWING IS THE PROPERTY OF M ARCHITECTS. UNAUTHORIZED USE OF ANY KIND, INCLUDING USE ON OTHER PROJECTS, IS PROHIBITED.



BEAL STREET, BUILDING 2

ELEVATION KEYNOTES, THIS SHEET:

- 1 ALUMINUM COPING
- 2 10" TRIM
- 3 5" CROWN MOULDING
- 4 16" TRIM
- 5 6" TRIM
- 6 BLACK ALUMINUM GUARD RAIL
- 7 8" TRIM
- 8 ALUMINUM CLAD DOUBLE HUNG WINDOW
- 9 WOOD SHUTTER
- 10 8" BRICK SOLDIER COURSE, PROJECT 1"
- 11 4" HORIZONTAL SIDING
- 12 BLACK ALUMINUM HANDRAIL
- 13 CONCRETE STEPS
- 14 4" BRICK VENEER
- 15 4" TRIM
- 16 4" WINDOW SURROUND
- 17 4" STONE CAP
- 18 GRADE AT BUILDING
- 19 6" STONE HEAD, PROJECT 1"
- 20 4" STONE SILL, PROJECT 1"
- 21 COMPOSITE PANEL
- 22 12" TRIM
- 23 8" COMPOSITE ACCENT
- 24 ALUMINUM CLAD SLIDER WINDOW WITH WINDOW WELL AT GRADE
- 25 14" TRIM
- 26 24" TRIM
- 27 3" CROWN MOULDING
- 28 2" CROWN MOULDING
- 29 4" TRIM, PROJECT 1"
- 30 1-1/2" BANDING, PROJECT 1"
- 31 WOOD ENTRY DOOR
- 32 OPEN
- 33 18" TRIM
- 34 2" BANDING, PROJECT 1"
- 35 30" TRIM
- 36 5" TRIM
- 37 20" TRIM
- 38 DASHED LINES OF PARAPET / ROOF BEYOND

NOT FOR CONSTRUCTION



M

ARCHITECTS

114 RAYSON STREET
SUITE 202
NORTHVILLE, MICHIGAN 48167
PHONE 248.349.9708
marchitects.com

PROJECT
THE DOWNS

TOLL BROTHERS DEVELOPMENT:
SOUTH OF BEAL STREET
2.5 Story Townhouses
Beal and Center Streets

PROJECT ADDRESS
South Side of Beal Street
and Along
South Center Street, North of
Fairbrook Street
Northville, MI
48167

PROJECT NUMBER
21.29

SHEET NAME
BEAL STREET:
SINGLE-FAMILY ATTACHED
BUILDING 2
EXTERIOR ELEVATIONS

SHEET NUMBER
A303

UNIT 4: COLOR PALETTE 4



2 EAST ELEVATION
A303 1/4" = 1'-0"

UNIT 4: COLOR PALETTE 4

UNIT 5: COLOR PALETTE 5

UNIT 6: COLOR PALETTE 5

UNIT 7: COLOR PALETTE 6



1 NORTH ELEVATION
A303 1/4" = 1'-0"

DO NOT SCALE DRAWINGS; USE NOTED DIMENSIONS ONLY.

THIS DRAWING IS THE PROPERTY OF M ARCHITECTS. UNAUTHORIZED USE OF ANY KIND, INCLUDING USE ON OTHER PROJECTS, IS PROHIBITED.

BEAL STREET, BUILDING 2

NOT FOR CONSTRUCTION



114 RAYSON STREET
SUITE 202
NORTHVILLE, MICHIGAN 48167
PHONE 248.349.9708
marchitects.com

PROJECT THE DOWNS

TOLL BROTHERS DEVELOPMENT:
SOUTH OF BEAL STREET
2.5 Story Townhouses
Beal and Center Streets

PROJECT ADDRESS
South Side of Beal Street
and Along
South Center Street, North of
Fairbrook Street
Northville, MI
48167

PROJECT NUMBER
21.29

SHEET NAME
BEAL STREET:
SINGLE-FAMILY ATTACHED
BUILDING 2
EXTERIOR ELEVATIONS

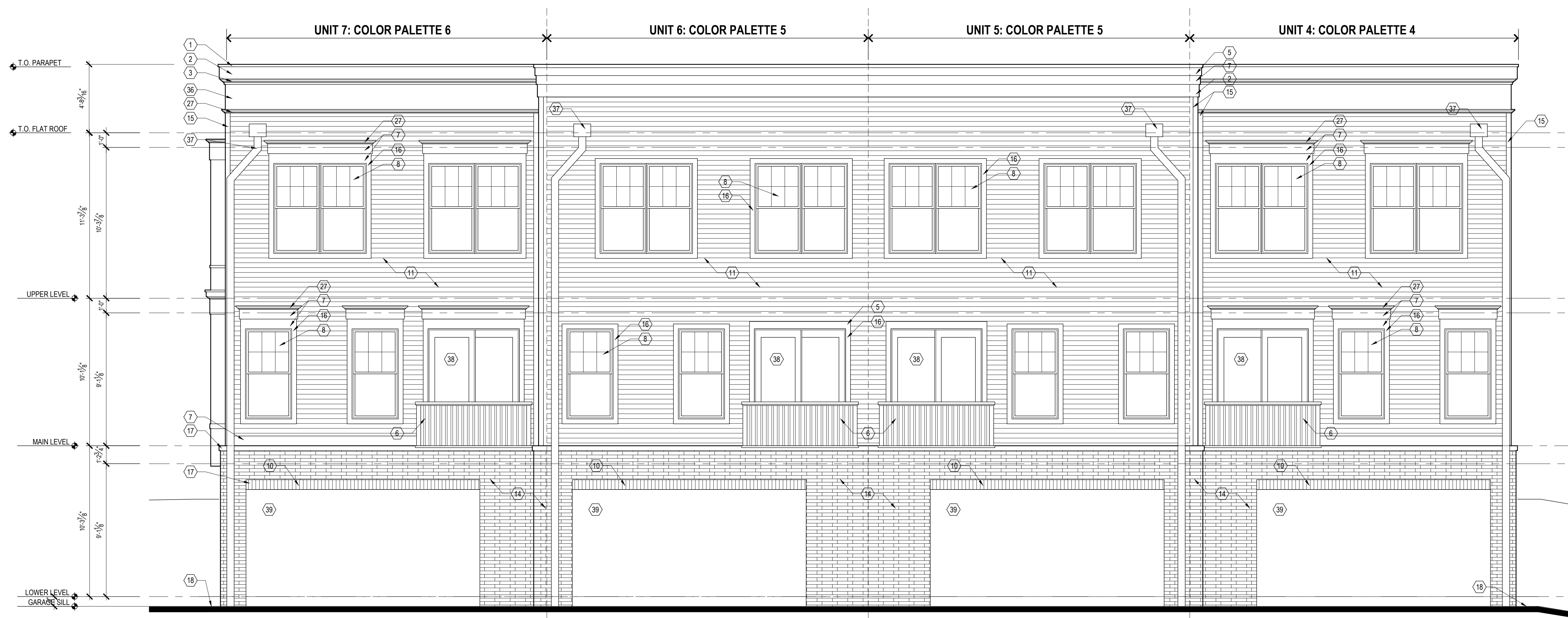
SHEET NUMBER
A304

ELEVATION KEYNOTES, THIS SHEET:

- ① ALUMINUM COPING
- ② 10" TRIM
- ③ 5" CROWN MOULDING
- ④ 16" TRIM
- ⑤ 6" TRIM
- ⑥ BLACK ALUMINUM GUARD RAIL
- ⑦ 8" TRIM
- ⑧ ALUMINUM CLAD DOUBLE HUNG WINDOW
- ⑨ WOOD SHUTTER
- ⑩ 8" BRICK SOLDIER COURSE, PROJECT 1"
- ⑪ 4" HORIZONTAL SIDING
- ⑫ BLACK ALUMINUM HANDRAIL
- ⑬ CONCRETE STEPS
- ⑭ 4" BRICK VENEER
- ⑮ 4" TRIM
- ⑯ 4" WINDOW SURROUND
- ⑰ 4" STONE CAP
- ⑱ GRADE AT BUILDING
- ⑲ 6" STONE HEAD, PROJECT 1"
- ⑳ 4" STONE SILL, PROJECT 1"
- ㉑ COMPOSITE PANEL
- ㉒ 12" TRIM
- ㉓ 8" COMPOSITE ACCENT
- ㉔ ALUMINUM CLAD SLIDER WINDOW WITH WINDOW WELL AT GRADE
- ㉕ 14" TRIM
- ㉖ 24" TRIM
- ㉗ 3" CROWN MOULDING
- ㉘ 2" CROWN MOULDING
- ㉙ 4" TRIM, PROJECT 1"
- ㉚ 1-1/2" BANDING, PROJECT 1"
- ㉛ OPEN
- ㉜ OPEN
- ㉝ 18" TRIM
- ㉞ 2" BANDING, PROJECT 1"
- ㉟ 30" TRIM
- ㊱ 5" TRIM
- ㊲ 20" TRIM
- ㊳ ALUMINUM SCUPPER AND DOWNSPOUT
- ㊴ ALUMINUM CLAD SLIDING DOOR
- ㊵ ALUMINUM GARAGE DOOR
- ㊶ DASHED LINE OF PARAPET / ROOF BEYOND

DO NOT SCALE DRAWINGS; USE NOTED DIMENSIONS ONLY.

THIS DRAWING IS THE PROPERTY OF M ARCHITECTS. UNAUTHORIZED USE OF ANY KIND, INCLUDING USE ON OTHER PROJECTS, IS PROHIBITED.



BEAL STREET, BUILDING 3

ELEVATION KEYNOTES, THIS SHEET:

- | | |
|--|--|
| 1 ALUMINUM COPING | 26 8" STACKED BRICK, PROJECT 1" |
| 2 10" TRIM | 27 4" STACKED BRICK, PROJECT 1" |
| 3 5" CROWN MOULDING | 28 2" CROWN MOULDING |
| 4 DASHED LINES OF PARAPET / ROOF BEYOND | 29 1'-6" COMPOSITE PILASTER |
| 5 6" TRIM | 30 10' STONE WITH 4" x 1'-10" TURN DOWN, PROJECT 1" |
| 6 38" x 10-1/2" RECESSED PANEL | 31 6" STONE WITH 4" x 1'-6" TURN DOWN, PROJECT 1" |
| 7 8" TRIM | 32 ALUMINUM CLAD SLIDER WINDOW WITH WINDOW WELL AT GRADE |
| 8 ALUMINUM CLAD DOUBLE HUNG WINDOW | 33 WOOD ENTRY DOOR |
| 9 38" x 32" RECESSED PANEL | 34 OPEN |
| 10 38" x 22" RECESSED PANEL | 35 1-1/2" BANDING, PROJECT 1" |
| 11 8" x 14" DECORATIVE WOOD BRACKET | 36 16" TRIM |
| 12 DASHED LINES OF BLACK ALUMINUM HANDRAIL | 37 4" TRIM, PROJECT 1" |
| 13 CONCRETE STEPS | 38 3" CROWN MOULDING |
| 14 4" BRICK VENEER | 39 WOOD SHUTTERS |
| 15 4" TRIM | 40 BLACK ALUMINUM GUARD RAIL |
| 16 4" WINDOW SURROUND | |
| 17 4" STONE CAP | |
| 18 GRADE AT BUILDING | |
| 19 8" STONE HEAD, PROJECT 1" | |
| 20 4" STONE SILL, PROJECT 1" | |
| 21 COMPOSITE PANEL | |
| 22 12" TRIM | |
| 23 8" COMPOSITE ACCENT | |
| 24 4" BRICK ROWLOCK, PROJECT 1" | |
| 25 8" BRICK SOLDIER COURSE, PROJECT 1" | |

DO NOT SCALE DRAWINGS; USE NOTED DIMENSIONS ONLY.

THIS DRAWING IS THE PROPERTY OF M ARCHITECTS. UNAUTHORIZED USE OF ANY KIND, INCLUDING USE ON OTHER PROJECTS, IS PROHIBITED.



NOT FOR CONSTRUCTION



M
ARCHITECTS

114 RAYSON STREET
SUITE 202
NORTHVILLE, MICHIGAN 48167
PHONE 248.349.0708
marchitects.com

PROJECT THE DOWNS

TOLL BROTHERS DEVELOPMENT:
SOUTH OF BEAL STREET
2.5 Story Townhouses
Beal and Center Streets

PROJECT ADDRESS
South Side of Beal Street
and Along
South Center Street, North of
Fairbrook Street
Northville, MI
48167

PROJECT NUMBER
21.29

SHEET NAME

BEAL STREET:
SINGLE-FAMILY ATTACHED
BUILDING 3
EXTERIOR ELEVATIONS

SHEET NUMBER

A305



COPYRIGHT © 2023

DO NOT SCALE DRAWINGS; USE NOTED DIMENSIONS ONLY.

THIS DRAWING IS THE PROPERTY OF M ARCHITECTS. UNAUTHORIZED USE OF ANY KIND, INCLUDING USE ON OTHER PROJECTS, IS PROHIBITED.

ISSUE DATE

06-24-2021	PC PRE-APP
12-14-2021	PRELIM. SITE PLAN
01-18-2022	P.C. PRELIM. REVIEW
05-02-2022	HDC CONCEPT REV.
08-09-2022	PRELIM. SITE PLAN
04-11-2023	FINAL SITE PLAN

NOT FOR CONSTRUCTION



PROJECT THE DOWNS

TOLL BROTHERS DEVELOPMENT:
SOUTH OF BEAL STREET
2.5 Story Townhouses
Beal and Center Streets

PROJECT ADDRESS
South Side of Beal Street
and Along
South Center Street, North of
Fairbrook Street
Northville, MI
48167

PROJECT NUMBER
21.29

SHEET NAME

BEAL STREET:
SINGLE-FAMILY ATTACHED
BUILDING 3
EXTERIOR ELEVATIONS

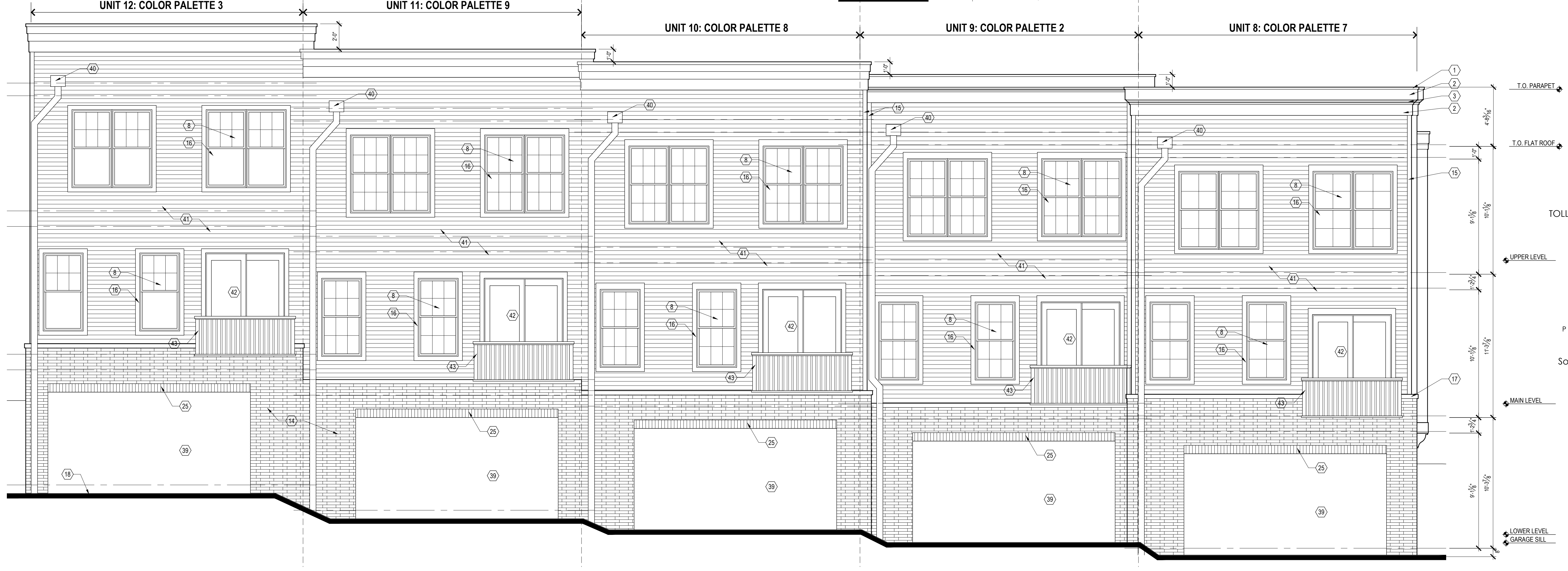
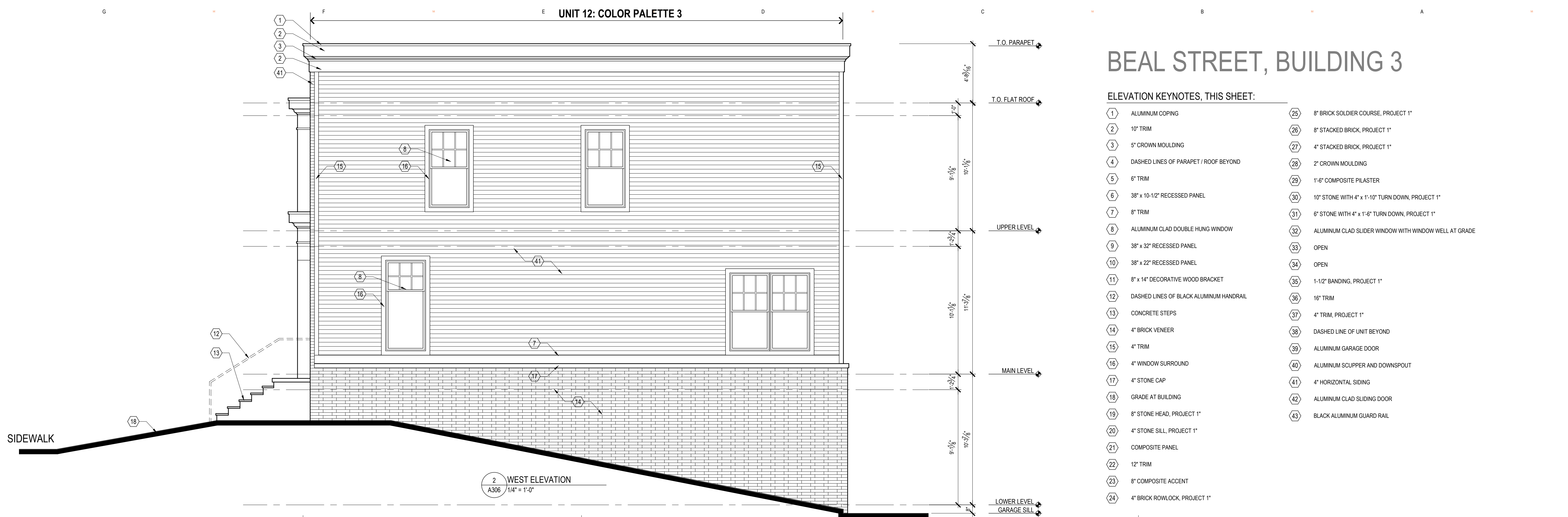
SHEET NUMBER

A306

BEAL STREET, BUILDING 3

ELEVATION KEYNOTES, THIS SHEET:

- | | |
|--|--|
| 1 ALUMINUM COPING | 25 8" BRICK SOLDIER COURSE, PROJECT 1" |
| 2 10" TRIM | 26 8" STACKED BRICK, PROJECT 1" |
| 3 5" CROWN MOULDING | 27 4" STACKED BRICK, PROJECT 1" |
| 4 DASHED LINES OF PARAPET / ROOF BEYOND | 28 2" CROWN MOULDING |
| 5 6" TRIM | 29 1'-6" COMPOSITE PILASTER |
| 6 38" x 10-1/2" RECESSED PANEL | 30 10" STONE WITH 4" x 1'-10" TURN DOWN, PROJECT 1" |
| 7 8" TRIM | 31 6" STONE WITH 4" x 1'-6" TURN DOWN, PROJECT 1" |
| 8 ALUMINUM CLAD DOUBLE HUNG WINDOW | 32 ALUMINUM CLAD SLIDER WINDOW WITH WINDOW WELL AT GRADE |
| 9 38" x 32" RECESSED PANEL | 33 OPEN |
| 10 38" x 22" RECESSED PANEL | 34 OPEN |
| 11 8" x 14" DECORATIVE WOOD BRACKET | 35 1-1/2" BANDING, PROJECT 1" |
| 12 DASHED LINES OF BLACK ALUMINUM HANDRAIL | 36 16" TRIM |
| 13 CONCRETE STEPS | 37 4" TRIM, PROJECT 1" |
| 14 4" BRICK VENEER | 38 DASHED LINE OF UNIT BEYOND |
| 15 4" TRIM | 39 ALUMINUM GARAGE DOOR |
| 16 4" WINDOW SURROUND | 40 ALUMINUM SCUPPER AND DOWNSPOUT |
| 17 4" STONE CAP | 41 4" HORIZONTAL SIDING |
| 18 GRADE AT BUILDING | 42 ALUMINUM CLAD SLIDING DOOR |
| 19 8" STONE HEAD, PROJECT 1" | 43 BLACK ALUMINUM GUARD RAIL |
| 20 4" STONE SILL, PROJECT 1" | |
| 21 COMPOSITE PANEL | |
| 22 12" TRIM | |
| 23 8" COMPOSITE ACCENT | |
| 24 4" BRICK ROWLOCK, PROJECT 1" | |



BEAL STREET, BUILDING 4

ELEVATION KEYNOTES, THIS SHEET:

- | | |
|--|--|
| 1 ALUMINUM COPING | 27 3" CROWN MOULDING |
| 2 10" TRIM | 28 2" CROWN MOULDING |
| 3 5" CROWN MOULDING | 29 4" TRIM, PROJECT 1" |
| 4 16" TRIM | 30 1-1/2" BANDING, PROJECT 1" |
| 5 6" TRIM | 31 WOOD ENTRY DOOR |
| 6 BLACK ALUMINUM GUARD RAIL | 32 OPEN |
| 7 8" TRIM | 33 18" TRIM |
| 8 ALUMINUM CLAD DOUBLE HUNG WINDOW | 34 2" BANDING, PROJECT 1" |
| 9 WOOD SHUTTER | 35 30" TRIM |
| 10 8" BRICK SOLDIER COURSE, PROJECT 1" | 36 5" TRIM |
| 11 4" HORIZONTAL SIDING | 37 20" TRIM |
| 12 BLACK ALUMINUM HANDRAIL | 38 DASHED LINES OF PARAPET / ROOF BEYOND |
| 13 CONCRETE STEPS | 39 12" STONE HEAD, PROJECT 1" |
| 14 4" BRICK VENEER | 40 8" BRICK SOLDIER COURSE, PROJECT 1" |
| 15 4" TRIM | 41 DASHED LINE OF UNIT BEYOND |
| 16 4" WINDOW SURROUND | 42 6" STONE CAP, PROJECT 1" |
| 17 4" STONE CAP | |
| 18 GRADE AT BUILDING | |
| 19 6" STONE HEAD, PROJECT 1" | |
| 20 4" STONE SILL, PROJECT 1" | |
| 21 COMPOSITE PANEL | |
| 22 12" TRIM | |
| 23 8" COMPOSITE ACCENT | |
| 24 ALUMINUM CLAD SLIDER WINDOW WITH WINDOW WELL AT GRADE | |
| 25 14" TRIM | |
| 26 24" TRIM | |



2 EAST ELEVATION
A307 1/4" = 1'-0"



1 NORTH ELEVATION
A307 1/4" = 1'-0"

DO NOT SCALE DRAWINGS; USE NOTED DIMENSIONS ONLY.

THIS DRAWING IS THE PROPERTY OF M ARCHITECTS. UNAUTHORIZED USE OF ANY KIND, INCLUDING USE ON OTHER PROJECTS, IS PROHIBITED.

NOT FOR CONSTRUCTION



M
ARCHITECTS
114 RAYSON STREET
SUITE 202
NORTHVILLE, MICHIGAN 48167
PHONE 248.349.9708
marchitects.com

PROJECT THE DOWNS

TOLL BROTHERS DEVELOPMENT:
SOUTH OF BEAL STREET
2.5 Story Townhouses
Beal and Center Streets

PROJECT ADDRESS
South Side of Beal Street
and Along
South Center Street, North of
Fairbrook Street
Northville, MI
48167

PROJECT NUMBER
21.29

SHEET NAME
BEAL STREET:
SINGLE-FAMILY ATTACHED
BUILDING 4
EXTERIOR ELEVATIONS

SHEET NUMBER
A307

BEAL STREET, BUILDING 4

ELEVATION KEYNOTES, THIS SHEET:

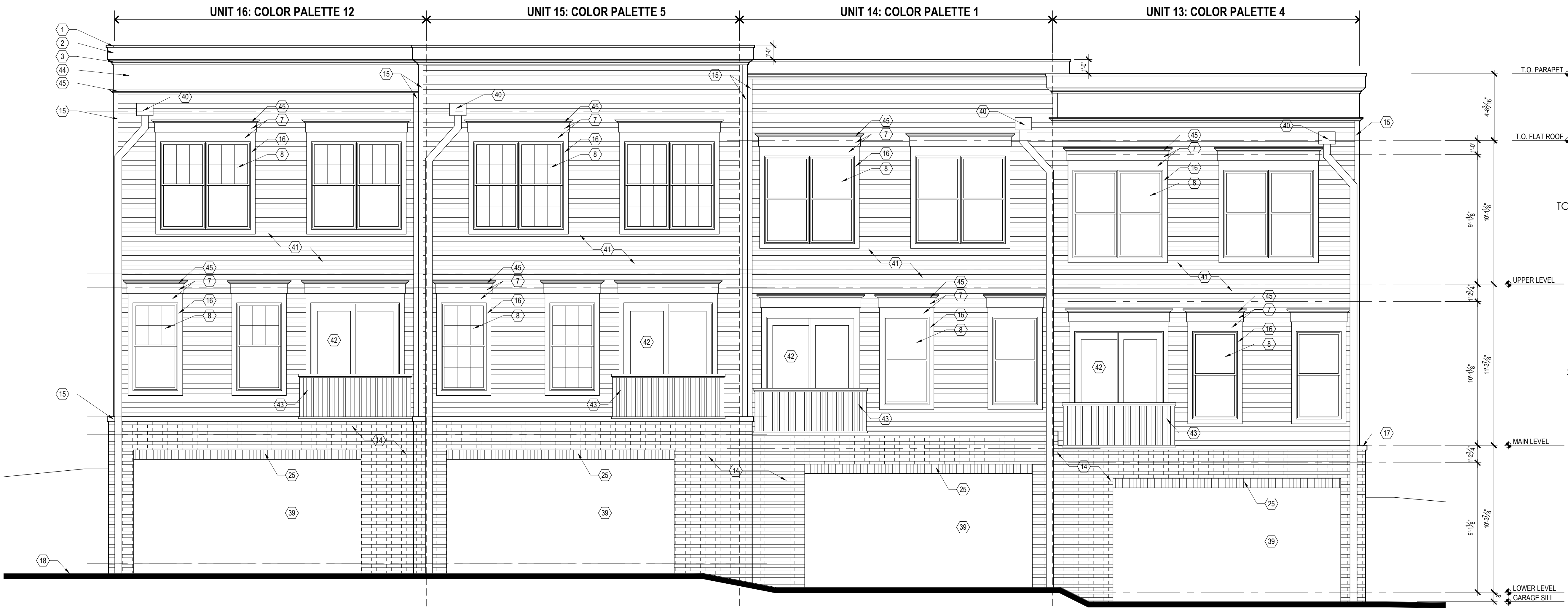
- | | |
|--|--|
| 1 ALUMINUM COPING | 27 4" STACKED BRICK, PROJECT 1" |
| 2 10" TRIM | 28 2" CROWN MOULDING |
| 3 5" CROWN MOULDING | 29 1'-6" COMPOSITE PLASTER |
| 4 DASHED LINES OF PARAPET / ROOF BEYOND | 30 10" STONE WITH 4" x 1'-10" TURN DOWN, PROJECT 1" |
| 5 6" TRIM | 31 6" STONE WITH 4" x 1'-6" TURN DOWN, PROJECT 1" |
| 6 38" x 10-1/2" RECESSED PANEL | 32 ALUMINUM CLAD SLIDER WINDOW WITH WINDOW WELL AT GRADE |
| 7 8" TRIM | 33 OPEN |
| 8 ALUMINUM CLAD DOUBLE HUNG WINDOW | 34 OPEN |
| 9 38" x 32" RECESSED PANEL | 35 1-1/2" BANDING, PROJECT 1" |
| 10 38" x 22" RECESSED PANEL | 36 16" TRIM |
| 11 8" x 14" DECORATIVE WOOD BRACKET | 37 4" TRIM, PROJECT 1" |
| 12 DASHED LINES OF BLACK ALUMINUM HANDRAIL | 38 DASHED LINE OF UNIT BEYOND |
| 13 CONCRETE STEPS | 39 ALUMINUM GARAGE DOOR |
| 14 4" BRICK VENEER | 40 ALUMINUM SCUPPER AND DOWNSPOUT |
| 15 4" TRIM | 41 4" HORIZONTAL SIDING |
| 16 4" WINDOW SURROUND | 42 ALUMINUM CLAD SLIDING DOOR |
| 17 4" STONE CAP | 43 BLACK ALUMINUM GUARD RAIL |
| 18 GRADE AT BUILDING | 44 20" TRIM |
| 19 8" STONE HEAD, PROJECT 1" | 45 3" CROWN MOULDING |
| 20 4" STONE SILL, PROJECT 1" | 46 2" BRANDING, PROJECT 1" |
| 21 COMPOSITE PANEL | 47 18" TRIM |
| 22 12" TRIM | |
| 23 8" COMPOSITE ACCENT | |
| 24 4" BRICK ROWLOCK, PROJECT 1" | |
| 25 8" BRICK SOLDIER COURSE, PROJECT 1" | |
| 26 8" STACKED BRICK, PROJECT 1" | |

DO NOT SCALE DRAWINGS; USE NOTED DIMENSIONS ONLY.

THIS DRAWING IS THE PROPERTY OF M ARCHITECTS. UNAUTHORIZED USE OF ANY KIND, INCLUDING USE ON OTHER PROJECTS, IS PROHIBITED.



2 WEST ELEVATION
A308 1/4" = 1'-0"



1 SOUTH ELEVATION
A308 1/4" = 1'-0"

NOT FOR CONSTRUCTION



M
ARCHITECTS

114 RAYSON STREET
SUITE 202
NORTHVILLE, MICHIGAN 48167
PHONE 248.349.2708
marchitects.com

PROJECT THE DOWNS

TOLL BROTHERS DEVELOPMENT:
SOUTH OF BEAL STREET
2.5 Story Townhouses
Beal and Center Streets

PROJECT ADDRESS
South Side of Beal Street
and Along
South Center Street, North of
Fairbrook Street
Northville, MI
48167

PROJECT NUMBER
21.29

SHEET NAME

BEAL STREET:
SINGLE-FAMILY ATTACHED
BUILDING 4
EXTERIOR ELEVATIONS

SHEET NUMBER

A308

BEAL STREET, BUILDING 5

ELEVATION KEYNOTES, THIS SHEET:

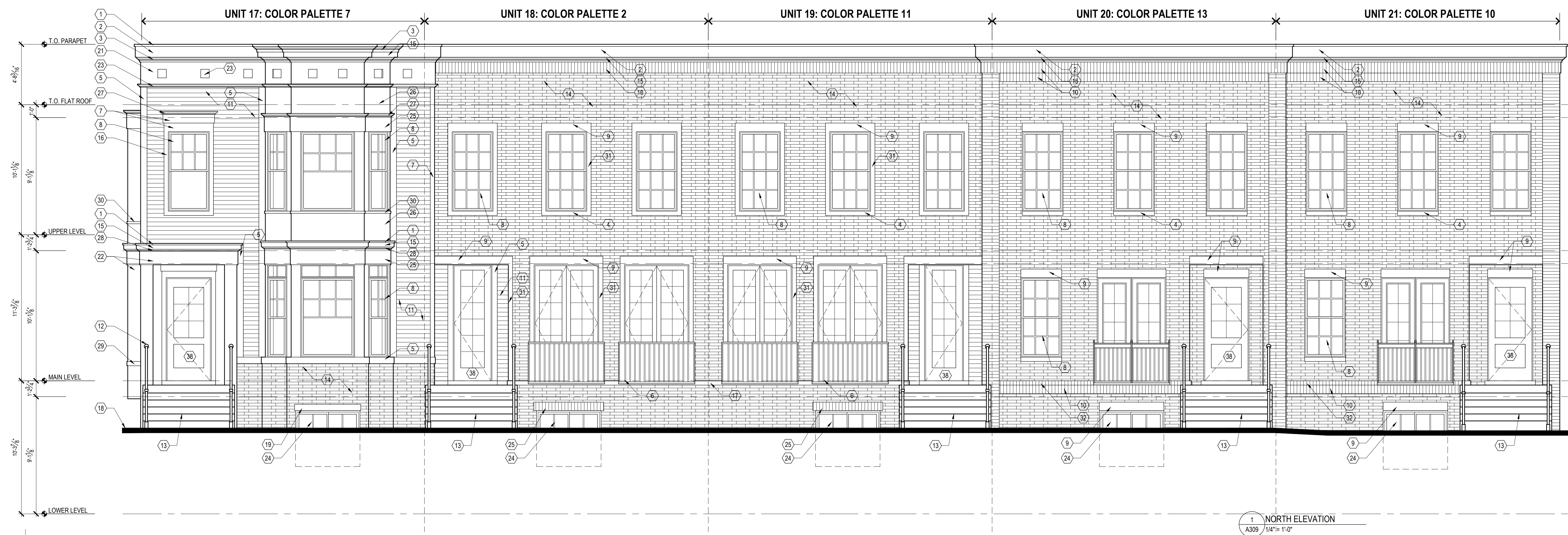
- | | |
|--|--|
| 1 ALUMINUM COPING | 28 2" CROWN MOULDING |
| 2 10" TRIM | 29 4" TRIM, PROJECT 1" |
| 3 5" CROWN MOULDING | 30 1-1/2" BANDING, PROJECT 1" |
| 4 4" STONE JAMB | 31 4" STONE TRIM, PROJECT 1" |
| 5 6" TRIM | 32 4" BRICK ROWLOCK, PROJECT 1" |
| 6 BLACK ALUMINUM GUARD RAIL | 33 18" TRIM |
| 7 8" TRIM | 34 2" BANDING, PROJECT 1" |
| 8 ALUMINUM GLAD DOUBLE HUNG WINDOW | 35 30" TRIM |
| 9 8" STONE TRIM, PROJECT 1" | 36 5" TRIM |
| 10 8" BRICK SOLDIER COURSE, PROJECT 1" | 37 20" TRIM |
| 11 4" HORIZONTAL SIDING | 38 DASHED LINES OF PARAPET / ROOF BEYOND |
| 12 BLACK ALUMINUM HANDRAIL | |
| 13 CONCRETE STEPS | |
| 14 4" BRICK VENEER | |
| 15 4" TRIM | |
| 16 4" WINDOW SURROUND | |
| 17 4" STONE CAP | |
| 18 GRADE AT BUILDING | |
| 19 6" STONE HEAD, PROJECT 1" | |
| 20 4" STONE SILL, PROJECT 1" | |
| 21 COMPOSITE PANEL | |
| 22 12" TRIM | |
| 23 8" COMPOSITE ACCENT | |
| 24 ALUMINUM GLAD SLIDER WINDOW WITH WINDOW WELL AT GRADE | |
| 25 14" TRIM | |
| 26 24" TRIM | |
| 27 3" CROWN MOULDING | |

DO NOT SCALE DRAWINGS; USE NOTED DIMENSIONS ONLY.

THIS DRAWING IS THE PROPERTY OF M ARCHITECTS. UNAUTHORIZED USE OF ANY KIND, INCLUDING USE ON OTHER PROJECTS, IS PROHIBITED.



2 EAST ELEVATION
 A309 1/4" = 1'-0"



1 NORTH ELEVATION
 A309 1/4" = 1'-0"

NOT FOR CONSTRUCTION



114 RAYSON STREET
 SUITE 202
 NORTHVILLE, MICHIGAN 48167
 PHONE 248.349.0708
 m architects.com

PROJECT
THE DOWNS

TOLL BROTHERS DEVELOPMENT:
 SOUTH OF BEAL STREET
 2.5 Story Townhouses
 Beal and Center Streets

PROJECT ADDRESS
 South Side of Beal Street
 and Along
 South Center Street, North of
 Fairbrook Street
 Northville, MI
 48167

PROJECT NUMBER
 21.29

SHEET NAME
 BEAL STREET:
 SINGLE-FAMILY ATTACHED
 BUILDING 5
 EXTERIOR ELEVATIONS

SHEET NUMBER
A309

BEAL STREET, BUILDING 5

ELEVATION KEYNOTES, THIS SHEET:

- | | |
|--|--|
| 1 ALUMINUM COPING | 25 OPEN |
| 2 10" TRIM | 26 OPEN |
| 3 5" CROWN MOULDING | 27 OPEN |
| 4 DASHED LINES OF PARAPET / ROOF BEYOND | 28 2" CROWN MOULDING |
| 5 6" TRIM | 29 1'-6" COMPOSITE PILASTER |
| 6 38" x 10-1/2" RECESSED PANEL | 30 10" STONE WITH 4" x 1'-10" TURN DOWN, PROJECT 1" |
| 7 8" TRIM | 31 6" STONE WITH 4" x 1'-6" TURN DOWN, PROJECT 1" |
| 8 ALUMINUM CLAD DOUBLE HUNG WINDOW | 32 ALUMINUM CLAD SLIDER WINDOW WITH WINDOW WELL AT GRADE |
| 9 38" x 32" RECESSED PANEL | 33 OPEN |
| 10 38" x 22" RECESSED PANEL | 34 OPEN |
| 11 8" x 14" DECORATIVE WOOD BRACKET | 35 1-1/2" BANDING, PROJECT 1" |
| 12 DASHED LINES OF BLACK ALUMINUM HANDRAIL | 36 16" TRIM |
| 13 CONCRETE STEPS | 37 4" TRIM, PROJECT 1" |
| 14 4" BRICK VENEER | 38 DASHED LINE OF UNIT BEYOND |
| 15 4" TRIM | 39 ALUMINUM GARAGE DOOR |
| 16 4" WINDOW SURROUND | 40 ALUMINUM SCUPPER AND DOWNSPOUT |
| 17 4" STONE CAP | 41 4" HORIZONTAL SIDING |
| 18 GRADE AT BUILDING | 42 ALUMINUM CLAD SLIDING DOOR |
| 19 8" STONE HEAD, PROJECT 1" | 43 BLACK ALUMINUM GUARD RAIL |
| 20 4" STONE SILL, PROJECT 1" | 44 20" TRIM |
| 21 COMPOSITE PANEL | 45 3" CROWN MOULDING |
| 22 12" TRIM | |
| 23 8" COMPOSITE ACCENT | |
| 24 OPEN | |

DO NOT SCALE DRAWINGS; USE NOTED DIMENSIONS ONLY.

THIS DRAWING IS THE PROPERTY OF M ARCHITECTS. UNAUTHORIZED USE OF ANY KIND, INCLUDING USE ON OTHER PROJECTS, IS PROHIBITED.

NOT FOR CONSTRUCTION



PROJECT THE DOWNS

TOLL BROTHERS DEVELOPMENT:
SOUTH OF BEAL STREET
2.5 Story Townhouses
Beal and Center Streets

PROJECT ADDRESS
South Side of Beal Street
and Along
South Center Street, North of
Fairbrook Street
Northville, MI
48167

PROJECT NUMBER
21.29

SHEET NAME

BEAL STREET:
SINGLE-FAMILY ATTACHED
BUILDING 5
EXTERIOR ELEVATIONS

SHEET NUMBER

A310



2 WEST ELEVATION
A310 1/4" = 1'-0"



1 SOUTH ELEVATION
A310 1/4" = 1'-0"



BEAL STREET, BUILDING 6

NOT FOR CONSTRUCTION



114 RAYSON STREET
SUITE 202
NORTHVILLE, MICHIGAN 48167
PHONE 248.349.9708
marchitects.com

PROJECT
THE DOWNS

TOLL BROTHERS DEVELOPMENT:
SOUTH OF BEAL STREET
2.5 Story Townhouses
Beal and Center Streets

PROJECT ADDRESS
South Side of Beal Street
and Along
South Center Street, North of
Fairbrook Street
Northville, MI
48167

PROJECT NUMBER
21.29

SHEET NAME
BEAL STREET:
SINGLE-FAMILY ATTACHED
BUILDING 6
EXTERIOR ELEVATIONS

SHEET NUMBER

A311

DO NOT SCALE DRAWINGS; USE NOTED DIMENSIONS ONLY.

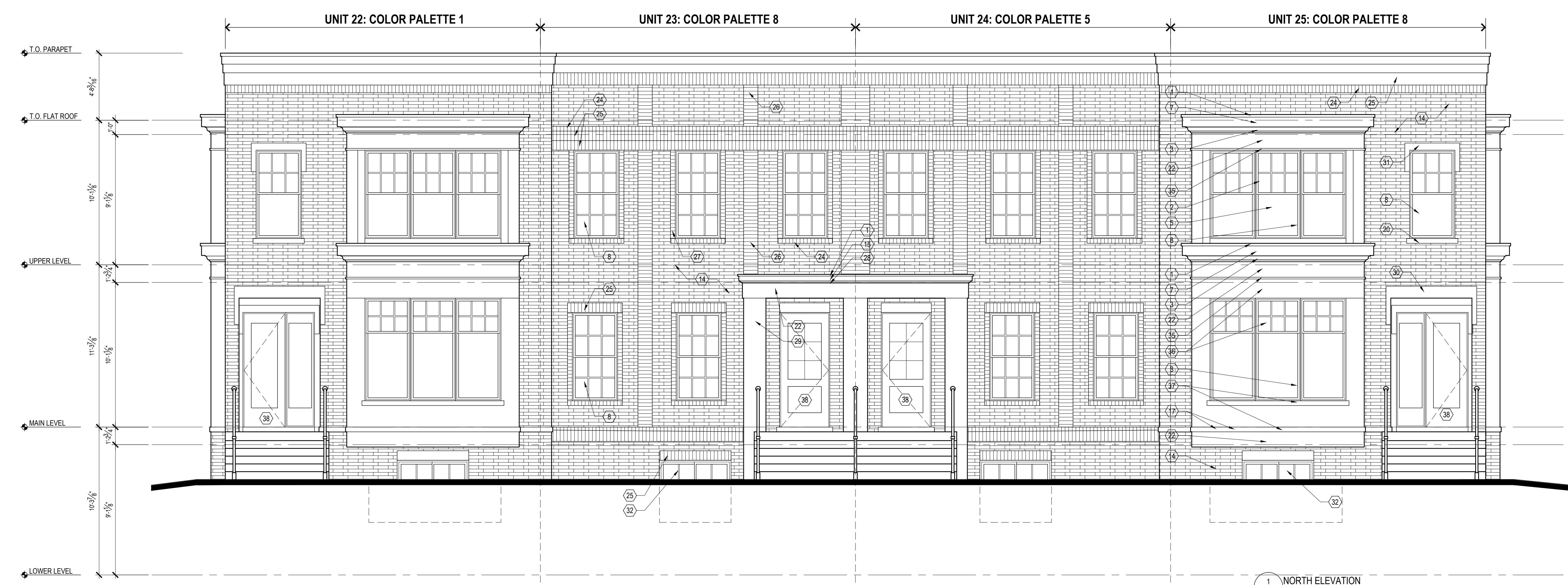
THIS DRAWING IS THE PROPERTY OF M ARCHITECTS. UNAUTHORIZED USE OF ANY KIND, INCLUDING USE ON OTHER PROJECTS, IS PROHIBITED.



2 EAST ELEVATION
A311 1/4" = 1'-0"

ELEVATION KEYNOTES, THIS SHEET:

- | | |
|--|--|
| 1 ALUMINUM COPING | 28 2" CROWN MOULDING |
| 2 10" TRIM | 29 1'-6" COMPOSITE PILASTER |
| 3 5" CROWN MOULDING | 30 10" STONE WITH 4" x 1'-10" TURN DOWN, PROJECT 1" |
| 4 DASHED LINES OF PARAPET / ROOF BEYOND | 31 6" STONE WITH 4" x 1'-6" TURN DOWN, PROJECT 1" |
| 5 6" TRIM | 32 ALUMINUM CLAD SLIDER WINDOW WITH WINDOW WELL AT GRADE |
| 6 38" x 10-1/2" RECESSED PANEL | 33 AREA OF LAWN SLOPING AWAY FROM GRADE AT BUILDING |
| 7 8" TRIM | 34 APPROXIMATE LINE OF CURB AT STREET |
| 8 ALUMINUM CLAD DOUBLE HUNG WINDOW | 35 1-1/2" BANDING, PROJECT 1" |
| 9 38" x 32" RECESSED PANEL | 36 16" TRIM |
| 10 38" x 22" RECESSED PANEL | 37 4" TRIM, PROJECT 1" |
| 11 8" x 14" DECORATIVE WOOD BRACKET | 38 WOOD ENTRY DOOR |
| 12 DASHED LINES OF BLACK ALUMINUM HANDRAIL | |
| 13 CONCRETE STEPS | |
| 14 4" BRICK VENEER | |
| 15 4" TRIM | |
| 16 4" WINDOW SURROUND | |
| 17 4" STONE CAP | |
| 18 GRADE AT BUILDING | |
| 19 8" STONE HEAD, PROJECT 1" | |
| 20 4" STONE SILL, PROJECT 1" | |
| 21 4" HORIZONTAL SIDING | |
| 22 12" TRIM | |
| 23 8" COMPOSITE ACCENT | |
| 24 4" BRICK ROWLOCK, PROJECT 1" | |
| 25 8" BRICK SOLDIER COURSE, PROJECT 1" | |
| 26 8" STACKED BRICK, PROJECT 1" | |
| 27 4" STACKED BRICK, PROJECT 1" | |



1 NORTH ELEVATION
A311 1/4" = 1'-0"



ARCHITECTS
COPYRIGHT © 2023

NOT FOR CONSTRUCTION



M
ARCHITECTS

114 RAYSON STREET
SUITE 202
NORTHVILLE, MICHIGAN 48167
PHONE 248.349.2708
marchitects.com

PROJECT

THE DOWNS

TOLL BROTHERS DEVELOPMENT:
SOUTH OF BEAL STREET
2.5 Story Townhouses
Beal and Center Streets

PROJECT ADDRESS
South Side of Beal Street
and Along
South Center Street, North of
Fairbrook Street
Northville, MI
48167

PROJECT NUMBER

21.29

SHEET NAME

BEAL STREET:
SINGLE-FAMILY ATTACHED
BUILDING 6
EXTERIOR ELEVATIONS

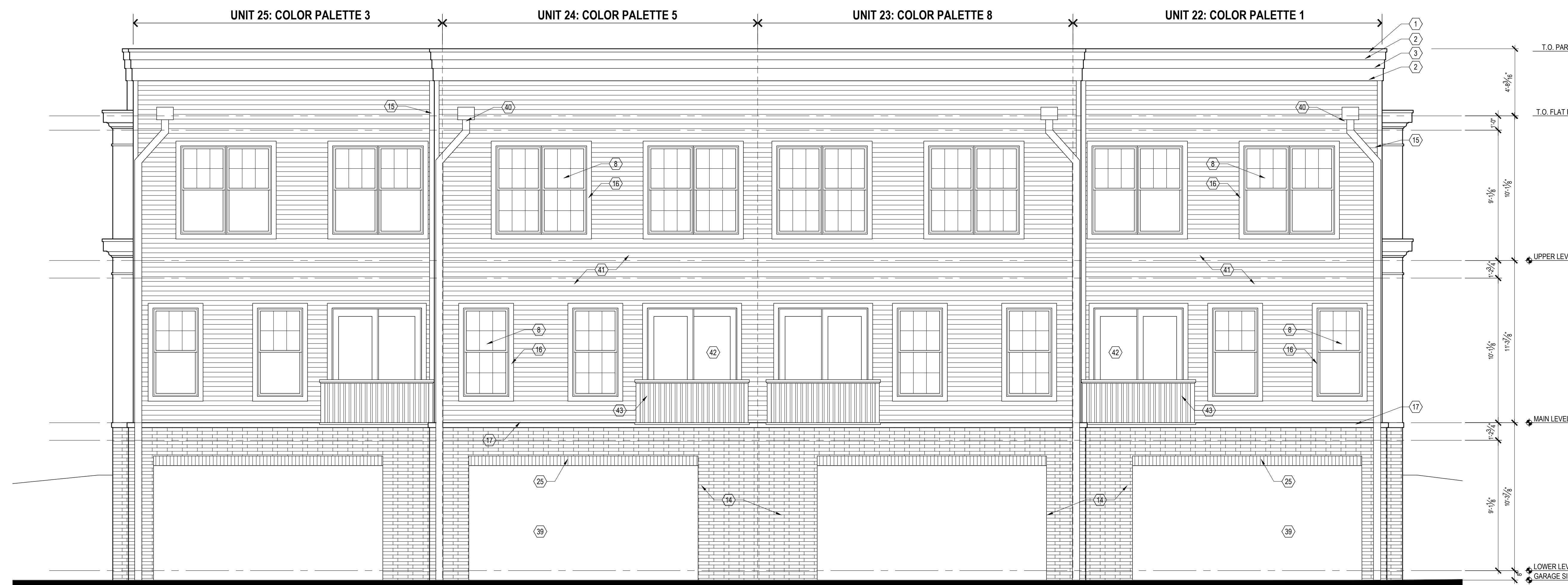
SHEET NUMBER

A312

BEAL STREET, BUILDING 6

ELEVATION KEYNOTES, THIS SHEET:

- | | | | |
|----|---|----|---|
| 1 | ALUMINUM COPING | 26 | 8" STACKED BRICK, PROJECT 1" |
| 2 | 10" TRIM | 27 | 4" STACKED BRICK, PROJECT 1" |
| 3 | 5" CROWN MOULDING | 28 | 2" CROWN MOULDING |
| 4 | DASHED LINES OF PARAPET / ROOF BEYOND | 29 | 1'-6" COMPOSITE PILASTER |
| 5 | 6" TRIM | 30 | 10" STONE WITH 4" x 1'-10" TURN DOWN, PROJECT 1" |
| 6 | 38" x 10-1/2" RECESSED PANEL | 31 | 6" STONE WITH 4" x 1'-6" TURN DOWN, PROJECT 1" |
| 7 | 8" TRIM | 32 | ALUMINUM CLAD SLIDER WINDOW WITH WINDOW WELL AT GRADE |
| 8 | 8" TRIM | 33 | AREA OF LAWN SLOPING AWAY FROM GRADE AT BUILDING |
| 8 | ALUMINUM CLAD DOUBLE HUNG WINDOW | 34 | APPROXIMATE LINE OF CURB AT STREET |
| 9 | 38" x 32" RECESSED PANEL | 35 | 1-1/2" BANDING, PROJECT 1" |
| 10 | 38" x 22" RECESSED PANEL | 36 | 16" TRIM |
| 11 | 8" x 14" DECORATIVE WOOD BRACKET | 37 | 4" TRIM, PROJECT 1" |
| 12 | DASHED LINES OF BLACK ALUMINUM HANDRAIL | 38 | DASHED LINE OF UNIT BEYOND |
| 13 | CONCRETE STEPS | 39 | ALUMINUM GARAGE DOOR |
| 14 | 4" BRICK VENEER | 40 | ALUMINUM SCUPPER AND DOWNSPOUT |
| 15 | 4" TRIM | 41 | 4" HORIZONTAL SIDING |
| 16 | 4" WINDOW SURROUND | 42 | ALUMINUM CLAD SLIDING DOOR |
| 17 | 4" STONE CAP | 43 | BLACK ALUMINUM GUARD RAIL |
| 18 | GRADE AT BUILDING | | |
| 19 | 8" STONE HEAD, PROJECT 1" | | |
| 20 | 4" STONE SILL, PROJECT 1" | | |
| 21 | COMPOSITE PANEL | | |
| 22 | 12" TRIM | | |
| 23 | 8" COMPOSITE ACCENT | | |
| 24 | 4" BRICK ROWLOCK, PROJECT 1" | | |
| 25 | 8" BRICK SOLDIER COURSE, PROJECT 1" | | |



DO NOT SCALE DRAWINGS; USE NOTED DIMENSIONS ONLY.

THIS DRAWING IS THE PROPERTY OF M ARCHITECTS. UNAUTHORIZED USE OF ANY KIND, INCLUDING USE ON OTHER PROJECTS, IS PROHIBITED.



BEAL STREET, BUILDING 7

NOT FOR CONSTRUCTION



114 RAYSON STREET
SUITE 202
NORTHVILLE, MICHIGAN 48167
PHONE 248.349.9708
marchitects.com

PROJECT
THE DOWNS

TOLL BROTHERS DEVELOPMENT:
SOUTH OF BEAL STREET
2.5 Story Townhouses
Beal and Center Streets

PROJECT ADDRESS
South Side of Beal Street
and Along
South Center Street, North of
Fairbrook Street
Northville, MI
48167

PROJECT NUMBER
21.29

SHEET NAME
BEAL STREET:
SINGLE-FAMILY ATTACHED
BUILDING 7
EXTERIOR ELEVATIONS

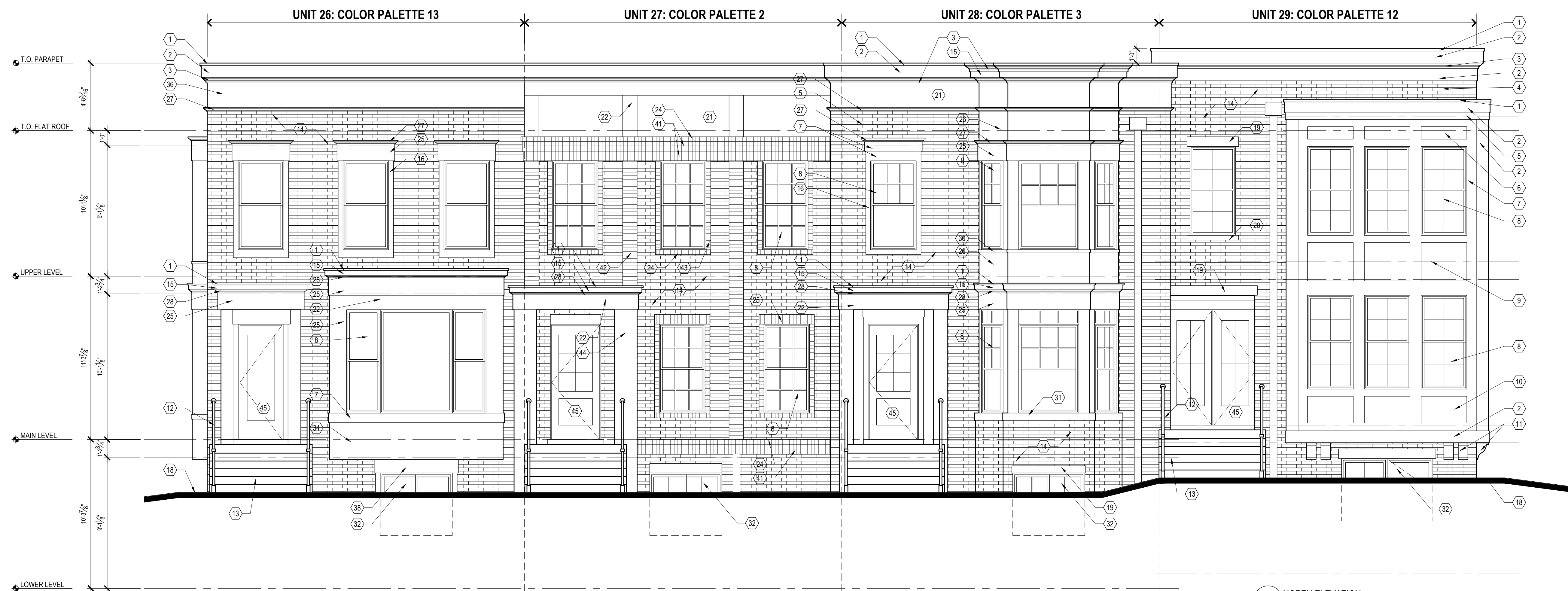
SHEET NUMBER
A313

ELEVATION KEYNOTES, THIS SHEET:

- | | |
|-------------------------------------|--|
| 1 ALUMINUM COPING | 27 3" CROWN MOULDING |
| 2 10" TRIM | 28 2" CROWN MOULDING |
| 3 5" CROWN MOULDING | 29 4" TRIM, PROJECT 1" |
| 4 16" TRIM | 30 1-1/2" BANDING, PROJECT 1" |
| 5 6" TRIM | 31 6" STONE CAP, PROJECT 1" |
| 6 38" x 10-1/2" RECESSED PANEL | 32 ALUMINUM CLAD SLIDER WINDOW WITH WINDOW WELL AT GRADE |
| 7 8" TRIM | 33 2" BANDING, PROJECT 1" |
| 8 ALUMINUM CLAD DOUBLE HUNG WINDOW | 34 30" TRIM |
| 9 38" x 32" RECESSED PANEL | 35 5" TRIM |
| 10 38" x 22" RECESSED PANEL | 36 20" COMPOSITE PANEL |
| 11 8" x 14" DECORATIVE WOOD BRACKET | 37 DASHED LINES OF PARAPET / ROOF BEYOND |
| 12 BLACK ALUMINUM HANDRAIL | 38 12" STONE HEAD, PROJECT 1" |
| 13 CONCRETE STEPS | 39 8" BRICK SOLDIER COURSE, PROJECT 1" |
| 14 4" BRICK VENEER | 40 DASHED LINE OF UNIT BEYOND |
| 15 4" TRIM | 41 8" BRICK SOLDIER COURSE, PROJECT 1" |
| 16 4" WINDOW SURROUND | 42 8" STACKED BRICK, PROJECT 1" |
| 17 4" STONE CAP | 43 4" STACKED BRICK, PROJECT 1" |
| 18 GRADE AT BUILDING | 44 1'-6" COMPOSITE PILASTER |
| 19 6" STONE HEAD, PROJECT 1" | 45 WOOD ENTRY DOOR |
| 20 4" STONE SILL, PROJECT 1" | |
| 21 COMPOSITE PANEL | |
| 22 12" TRIM | |
| 23 6" COMPOSITE ACCENT | |
| 24 4" BRICK ROWLOCK, PROJECT 1" | |
| 25 14" TRIM | |
| 26 24" TRIM | |



2 EAST ELEVATION
A313 1/4" = 1'-0"



1 NORTH ELEVATION
A313 1/4" = 1'-0"

DO NOT SCALE DRAWINGS; USE NOTED DIMENSIONS ONLY.

THIS DRAWING IS THE PROPERTY OF M ARCHITECTS. UNAUTHORIZED USE OF ANY KIND, INCLUDING USE ON OTHER PROJECTS, IS PROHIBITED.



COPYRIGHT © 2023

DO NOT SCALE DRAWINGS; USE NOTED DIMENSIONS ONLY.

THIS DRAWING IS THE PROPERTY OF M ARCHITECTS. UNAUTHORIZED USE OF ANY KIND, INCLUDING USE ON OTHER PROJECTS, IS PROHIBITED.

ISSUE DATE

06-24-2021 PC PRE-APP
 12-14-2021 PRELIM. SITE PLAN
 01-18-2022 P.C. PRELIM. REVIEW
 05-02-2022 HDC CONCEPT REV.
 08-09-2022 PRELIM. SITE PLAN
 04-11-2023 FINAL SITE PLAN

NOT FOR CONSTRUCTION



M
ARCHITECTS

114 RAYSON STREET
 SUITE 202
 NORTHVILLE, MICHIGAN 48167
 PHONE 248.349.9708
 m architects.com

PROJECT THE DOWNS

TOLL BROTHERS DEVELOPMENT:
 SOUTH OF BEAL STREET
 2.5 Story Townhouses
 Beal and Center Streets

PROJECT ADDRESS
 South Side of Beal Street
 and Along
 South Center Street, North of
 Fairbrook Street
 Northville, MI
 48167

PROJECT NUMBER
 21.29

SHEET NAME

BEAL STREET:
 SINGLE-FAMILY ATTACHED
 BUILDING 7
 EXTERIOR ELEVATIONS

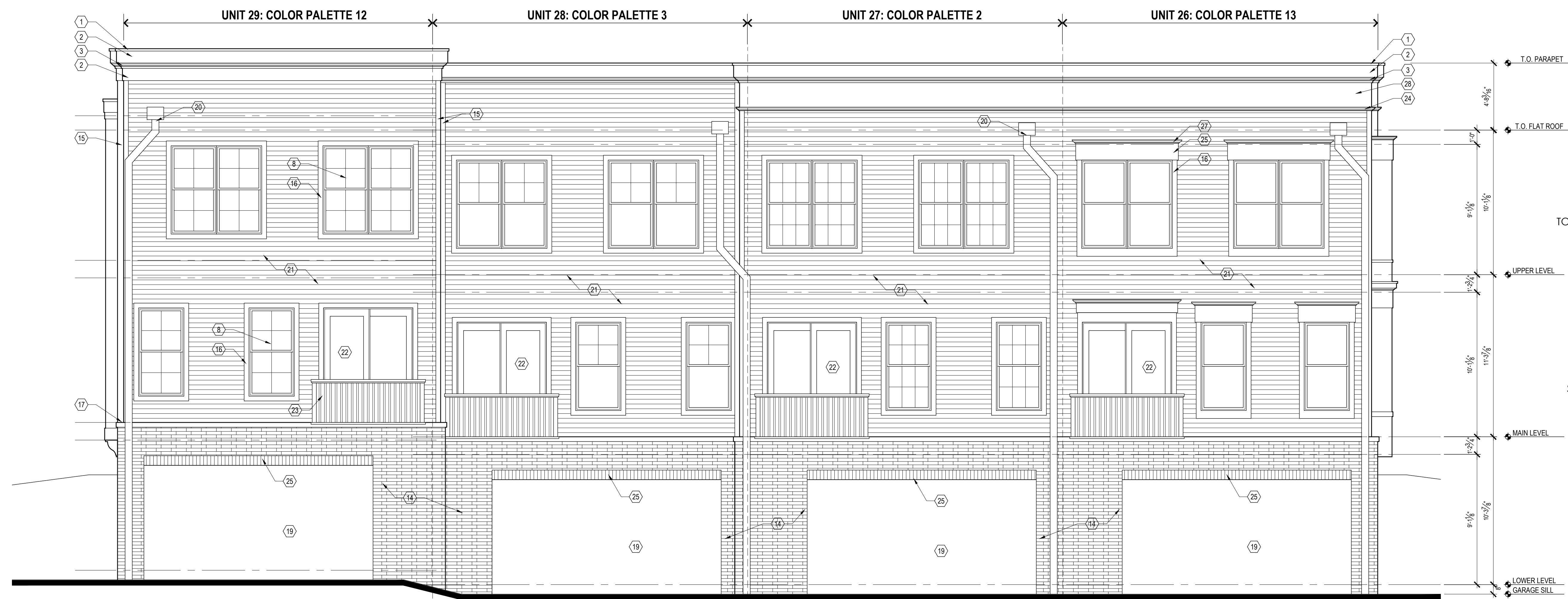
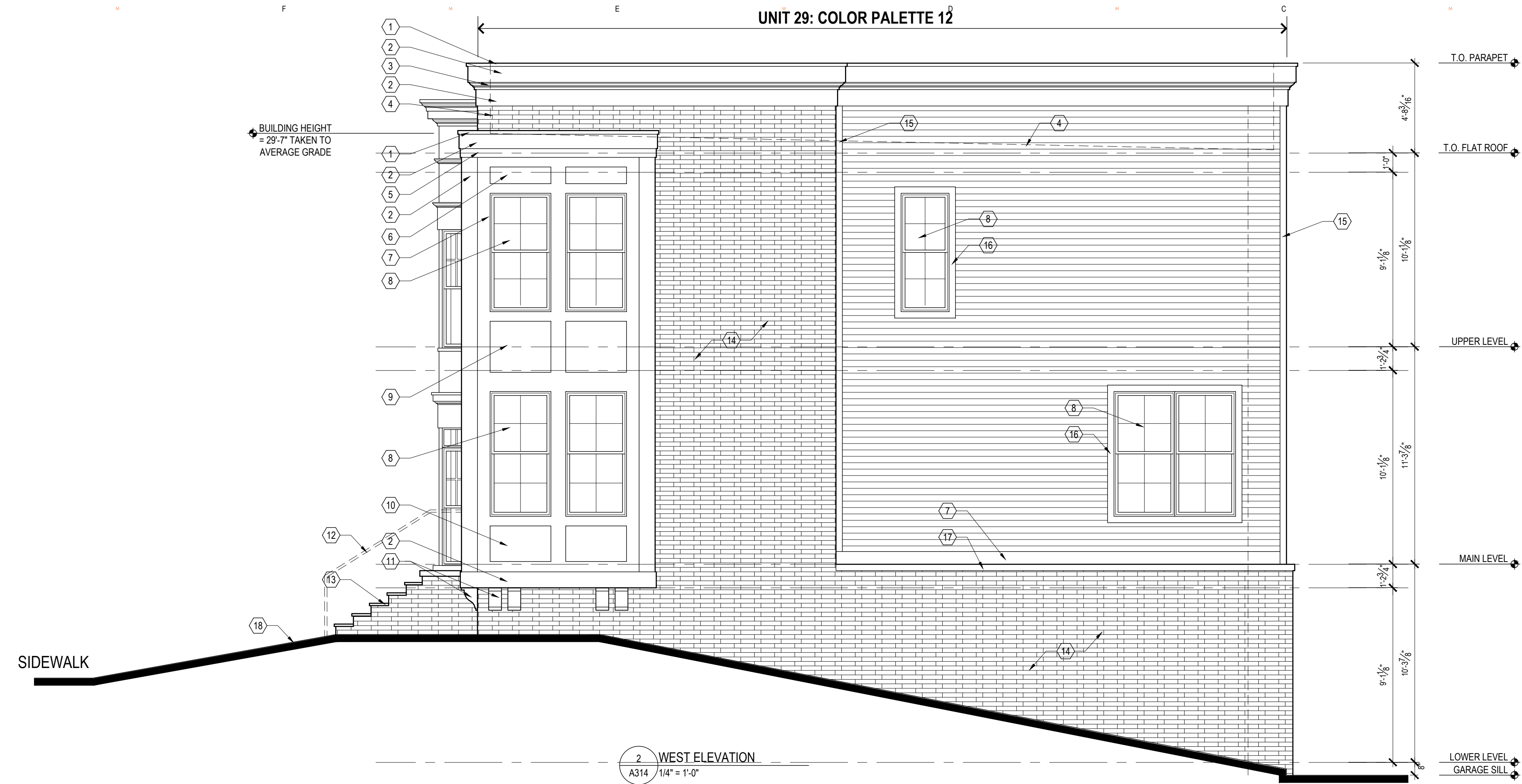
SHEET NUMBER

A314

BEAL STREET, BUILDING 7

ELEVATION KEYNOTES, THIS SHEET:

- | | |
|--|-------------------------------|
| 1 ALUMINUM COPING | 21 4" HORIZONTAL SIDING |
| 2 10" TRIM | 22 ALUMINUM CLAD SLIDING DOOR |
| 3 5" CROWN MOULDING | 23 BLACK ALUMINUM GUARD RAIL |
| 4 DASHED LINES OF PARAPET / ROOF BEYOND | 24 3" CROWN MOULDING |
| 5 6" TRIM | 25 14" TRIM |
| 6 38" x 10-1/2" RECESSED PANEL | 26 24" TRIM |
| 7 6" TRIM | 27 3" CROWN MOULDING |
| 8 ALUMINUM CLAD DOUBLE HUNG WINDOW | 28 20" TRIM |
| 9 38" x 32" RECESSED PANEL | |
| 10 38" x 22" RECESSED PANEL | |
| 11 8" x 14" DECORATIVE WOOD BRACKET | |
| 12 DASHED LINES OF BLACK ALUMINUM HANDRAIL | |
| 13 CONCRETE STEPS | |
| 14 4" BRICK VENEER | |
| 15 4" TRIM | |
| 16 4" WINDOW SURROUND | |
| 17 4" STONE CAP | |
| 18 GRADE AT BUILDING | |
| 19 ALUMINUM GARAGE DOOR | |
| 20 ALUMINUM SCUPPER AND DOWNSPOUT | |



CENTER STREET, BUILDING 8

ELEVATION KEYNOTES, THIS SHEET:

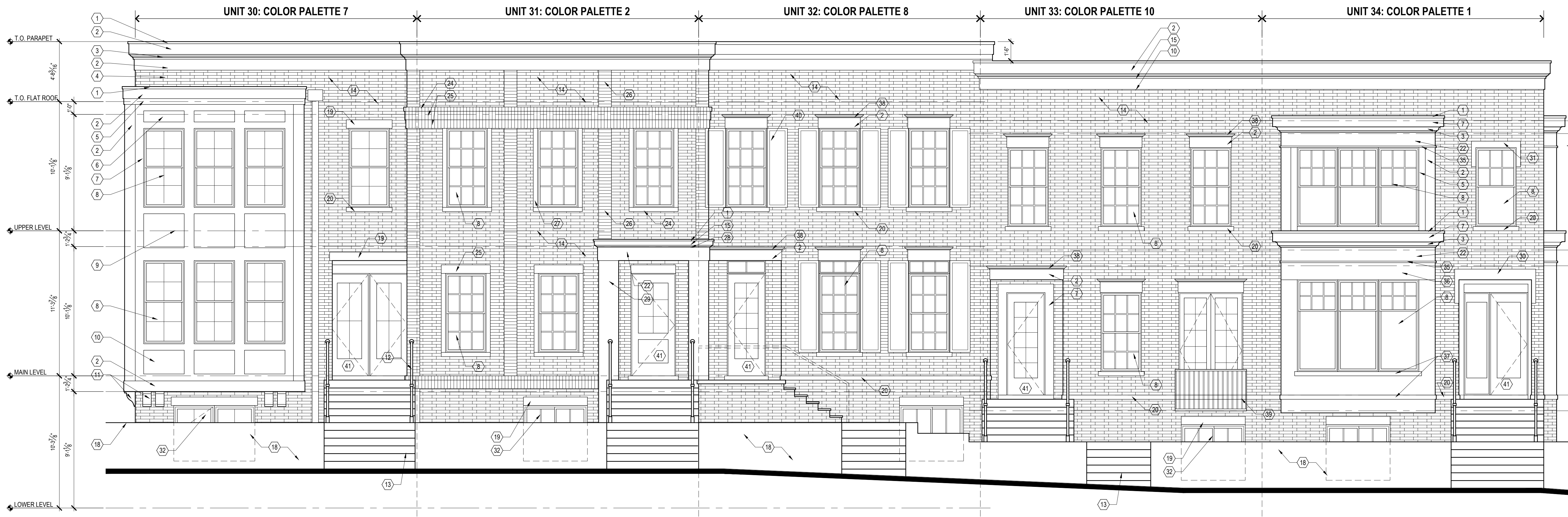
- | | |
|--|--|
| 1 ALUMINUM COPING | 29 1"-6" COMPOSITE PILASTER |
| 2 10" TRIM | 30 10" STONE WITH 4" x 1"-10" TURN DOWN, PROJECT 1" |
| 3 5" CROWN MOULDING | 31 6" STONE WITH 4" x 1"-6" TURN DOWN, PROJECT 1" |
| 4 DASHED LINES OF PARAPET / ROOF BEYOND | 32 ALUMINUM CLAD SLIDER WINDOW WITH WINDOW WELL AT GRADE |
| 5 6" TRIM | 33 AREA OF LAWN SLOPING AWAY FROM GRADE AT BUILDING |
| 6 38" x 10-12" RECESSED PANEL | 34 APPROXIMATE LINE OF CURB AT STREET |
| 7 8" TRIM | 35 1-1/2" BANDING, PROJECT 1" |
| 8 ALUMINUM CLAD DOUBLE HUNG WINDOW | 36 16" TRIM |
| 9 38" x 32" RECESSED PANEL | 37 4" TRIM, PROJECT 1" |
| 10 38" x 22" RECESSED PANEL | 38 3" CROWN MOULDING |
| 11 8" x 14" DECORATIVE WOOD BRACKET | 39 BLACK ALUMINUM GUARD RAIL |
| 12 DASHED LINES OF BLACK ALUMINUM HANDRAIL | 40 WOOD SHUTTER |
| 13 CONCRETE STEPS | 41 WOOD ENTRY DOOR |
| 14 4" BRICK VENEER | |
| 15 4" TRIM | |
| 16 4" WINDOW SURROUND | |
| 17 4" STONE CAP | |
| 18 RETAINING WALL BY OTHERS | |
| 19 8" STONE HEAD, PROJECT 1" | |
| 20 4" STONE SILL, PROJECT 1" | |
| 21 COMPOSITE PANEL | |
| 22 12" TRIM | |
| 23 8" COMPOSITE ACCENT | |
| 24 4" BRICK ROWLOCK, PROJECT 1" | |
| 25 8" BRICK SOLDIER COURSE, PROJECT 1" | |
| 26 8" STACKED BRICK, PROJECT 1" | |
| 27 4" STACKED BRICK, PROJECT 1" | |
| 28 2" CROWN MOULDING | |

DO NOT SCALE DRAWINGS; USE NOTED DIMENSIONS ONLY.

THIS DRAWING IS THE PROPERTY OF M ARCHITECTS. UNAUTHORIZED USE OF ANY KIND, INCLUDING USE ON OTHER PROJECTS, IS PROHIBITED.



2 EAST ELEVATION
A315 1/4" = 1'-0"



1 WEST ELEVATION
A315 1/4" = 1'-0"

NOT FOR CONSTRUCTION



114 RAYSON STREET
SUITE 202
NORTHVILLE, MICHIGAN 48167
PHONE 248.349.9708
marchitects.com

PROJECT THE DOWNS

TOLL BROTHERS DEVELOPMENT:
SOUTH OF BEAL STREET
2.5 Story Townhouses
Beal and Center Streets

PROJECT ADDRESS
South Side of Beal Street
and Along
South Center Street, North of
Fairbrook Street
Northville, MI
48167

PROJECT NUMBER
21.29

SHEET NAME
BEAL STREET:
SINGLE-FAMILY ATTACHED
BUILDING 8
EXTERIOR ELEVATIONS

SHEET NUMBER

A315

NOT FOR CONSTRUCTION



M
ARCHITECTS

114 RAYSON STREET
SUITE 202
NORTHVILLE, MICHIGAN 48167
PHONE 248.349.2708
marchitects.com

PROJECT THE DOWNS

TOLL BROTHERS DEVELOPMENT:
SOUTH OF BEAL STREET
2.5 Story Townhouses
Beal and Center Streets

PROJECT ADDRESS
South Side of Beal Street
and Along
South Center Street, North of
Fairbrook Street
Northville, MI
48167

PROJECT NUMBER
21.29

SHEET NAME

BEAL STREET:
SINGLE-FAMILY ATTACHED
BUILDING 8
EXTERIOR ELEVATIONS

SHEET NUMBER

A316

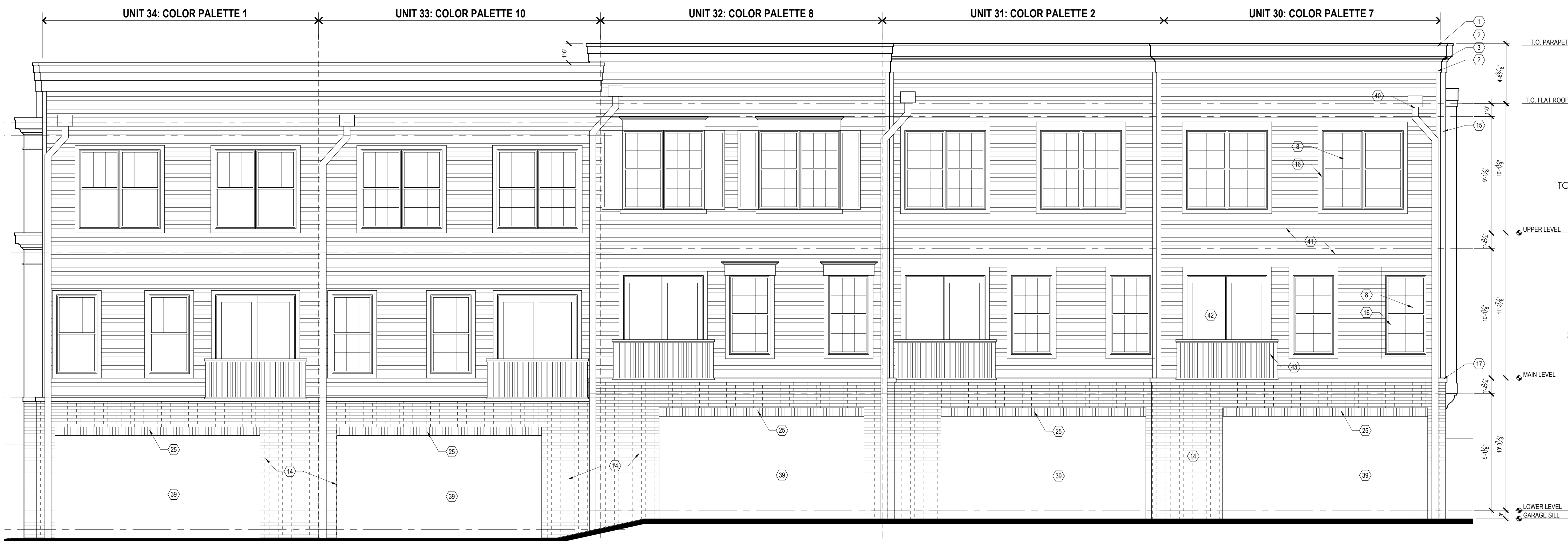
CENTER STREET, BUILDING 8

ELEVATION KEYNOTES, THIS SHEET:

- | | | | |
|----|---|----|---|
| 1 | ALUMINUM COPING | 25 | 8" BRICK SOLDIER COURSE, PROJECT 1" |
| 2 | 10" TRIM | 26 | 8" STACKED BRICK, PROJECT 1" |
| 3 | 5" CROWN MOULDING | 27 | 4" STACKED BRICK, PROJECT 1" |
| 4 | DASHED LINES OF PARAPET / ROOF BEYOND | 28 | 2" CROWN MOULDING |
| 5 | 6" TRIM | 29 | 1'-6" COMPOSITE PILASTER |
| 6 | 38" x 10-12" RECESSED PANEL | 30 | 10" STONE WITH 4" x 1'-10" TURN DOWN, PROJECT 1" |
| 7 | 8" TRIM | 31 | 6" STONE WITH 4" x 1'-6" TURN DOWN, PROJECT 1" |
| 8 | ALUMINUM CLAD DOUBLE HUNG WINDOW | 32 | ALUMINUM CLAD SLIDER WINDOW WITH WINDOW WELL AT GRADE |
| 9 | 38" x 32" RECESSED PANEL | 33 | AREA OF LAWN SLOPING AWAY FROM GRADE AT BUILDING |
| 10 | 38" x 22" RECESSED PANEL | 34 | APPROXIMATE LINE OF CURB AT STREET |
| 11 | 8" x 14" DECORATIVE WOOD BRACKET | 35 | 1-1/2" BANDING, PROJECT 1" |
| 12 | DASHED LINES OF BLACK ALUMINUM HANDRAIL | 36 | 16" TRIM |
| 13 | CONCRETE STEPS | 37 | 4" TRIM, PROJECT 1" |
| 14 | 4" BRICK VENEER | 38 | DASHED LINE OF UNIT BEYOND |
| 15 | 4" TRIM | 39 | ALUMINUM GARAGE DOOR |
| 16 | 4" WINDOW SURROUND | 40 | ALUMINUM SCUPPER AND DOWNSPOUT |
| 17 | 4" STONE CAP | 41 | 4" HORIZONTAL SIDING |
| 18 | GRADE AT BUILDING | 42 | ALUMINUM CLAD SLIDING DOOR |
| 19 | 8" STONE HEAD, PROJECT 1" | 43 | BLACK ALUMINUM GUARD RAIL |
| 20 | 4" STONE SILL, PROJECT 1" | | |
| 21 | COMPOSITE PANEL | | |
| 22 | 12" TRIM | | |
| 23 | 8" COMPOSITE ACCENT | | |
| 24 | 4" BRICK ROWLOCK, PROJECT 1" | | |

DO NOT SCALE DRAWINGS; USE NOTED DIMENSIONS ONLY.

THIS DRAWING IS THE PROPERTY OF M ARCHITECTS. UNAUTHORIZED USE OF ANY KIND, INCLUDING USE ON OTHER PROJECTS, IS PROHIBITED.



CENTER STREET, BUILDING 9

ELEVATION KEYNOTES, THIS SHEET:

- | | |
|--|--|
| 1 ALUMINUM COPING | 23 8" COMPOSITE ACCENT |
| 2 10" TRIM | 24 ALUMINUM CLAD SLIDER WINDOW WITH WINDOW WELL AT GRADE |
| 3 5" CROWN MOULDING | 25 14" TRIM |
| 4 16" TRIM | 26 24" COMPOSITE PANEL |
| 5 6" TRIM | 27 3" CROWN MOULDING |
| 6 BLACK ALUMINUM GUARD RAIL | 28 2" CROWN MOULDING |
| 7 8" TRIM | 29 4" TRIM, PROJECT 1" |
| 8 ALUMINUM CLAD DOUBLE HUNG WINDOW | 30 1-1/2" BANDING, PROJECT 1" |
| 9 WOOD SHUTTER | 31 WOOD ENTRY DOOR |
| 10 8" BRICK SOLDIER COURSE, PROJECT 1" | 32 OPEN |
| 11 4" HORIZONTAL SIDING | 32 18" TRIM |
| 12 BLACK ALUMINUM HANDRAIL | 33 2" BANDING, PROJECT 1" |
| 13 CONCRETE STEPS | 34 8" STACKED BRICK, PROJECT 1" |
| 14 4" BRICK VENEER | 35 5" TRIM |
| 15 4" TRIM | 36 20" TRIM |
| 16 4" WINDOW SURROUND | 37 DASHED LINES OF PARAPET / ROOF BEYOND |
| 17 4" STONE CAP | 38 6" STONE SILL, PROJECT 1" |
| 18 GRADE AT BUILDING | 39 4" BRICK SILL, PROJECT 1" |
| 19 6" STONE HEAD, PROJECT 1" | 40 4" BRICK ROWLOCK, PROJECT 1" |
| 20 4" STONE SILL, PROJECT 1" | 41 4" STONE JAMB, PROJECT 1" |
| 21 COMPOSITE PANEL | 42 8" STONE HEAD, PROJECT 1" |
| 22 12" TRIM | 43 RETAINING WALL BY OTHERS |

DO NOT SCALE DRAWINGS; USE NOTED DIMENSIONS ONLY.

THIS DRAWING IS THE PROPERTY OF M ARCHITECTS. UNAUTHORIZED USE OF ANY KIND, INCLUDING USE ON OTHER PROJECTS, IS PROHIBITED.



2 EAST ELEVATION
A317 1/4" = 1'-0"



1 WEST ELEVATION
A317 1/4" = 1'-0"

NOT FOR CONSTRUCTION



114 RAYSON STREET
SUITE 202
NORTHVILLE, MICHIGAN 48167
PHONE 248.349.9708
marchitects.com

PROJECT THE DOWNS

TOLL BROTHERS DEVELOPMENT:
SOUTH OF BEAL STREET
2.5 Story Townhouses
Beal and Center Streets

PROJECT ADDRESS
South Side of Beal Street
and Along
South Center Street, North of
Fairbrook Street
Northville, MI
48167

PROJECT NUMBER
21.29

SHEET NAME
BEAL STREET:
SINGLE-FAMILY ATTACHED
BUILDING 9
EXTERIOR ELEVATIONS

SHEET NUMBER
A317

CENTER STREET, BUILDING 9

NOT FOR CONSTRUCTION



M
ARCHITECTS
114 RAYSON STREET
SUITE 202
NORTHVILLE, MICHIGAN 48167
PHONE 248.349.9708
marchitects.com

PROJECT THE DOWNS

TOLL BROTHERS DEVELOPMENT:
SOUTH OF BEAL STREET
2.5 Story Townhouses
Beal and Center Streets

PROJECT ADDRESS
South Side of Beal Street
and Along
South Center Street, North of
Fairbrook Street
Northville, MI
48167

PROJECT NUMBER
21.29

SHEET NAME

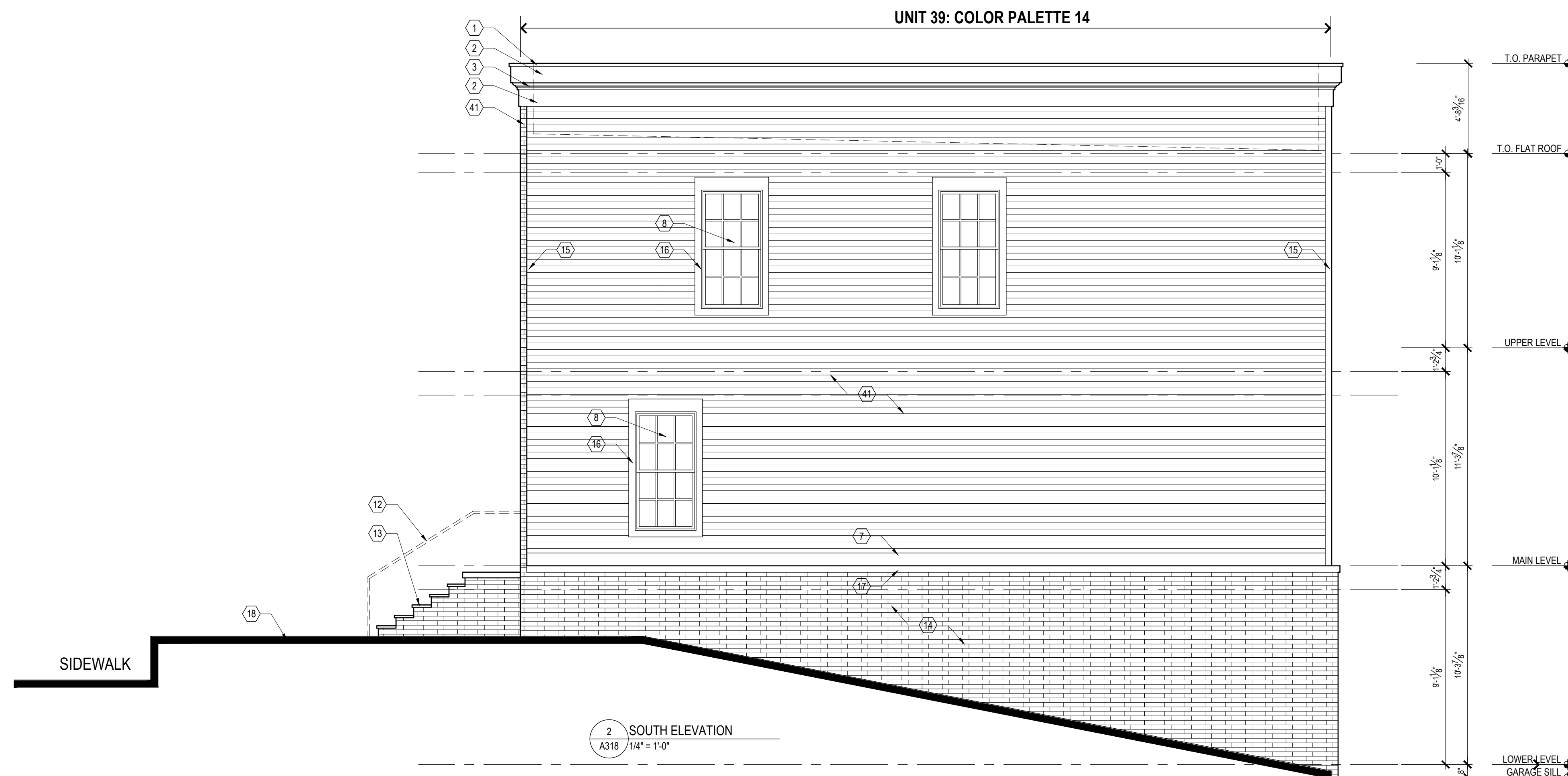
BEAL STREET:
SINGLE-FAMILY ATTACHED
BUILDING 9
EXTERIOR ELEVATIONS

SHEET NUMBER

A318

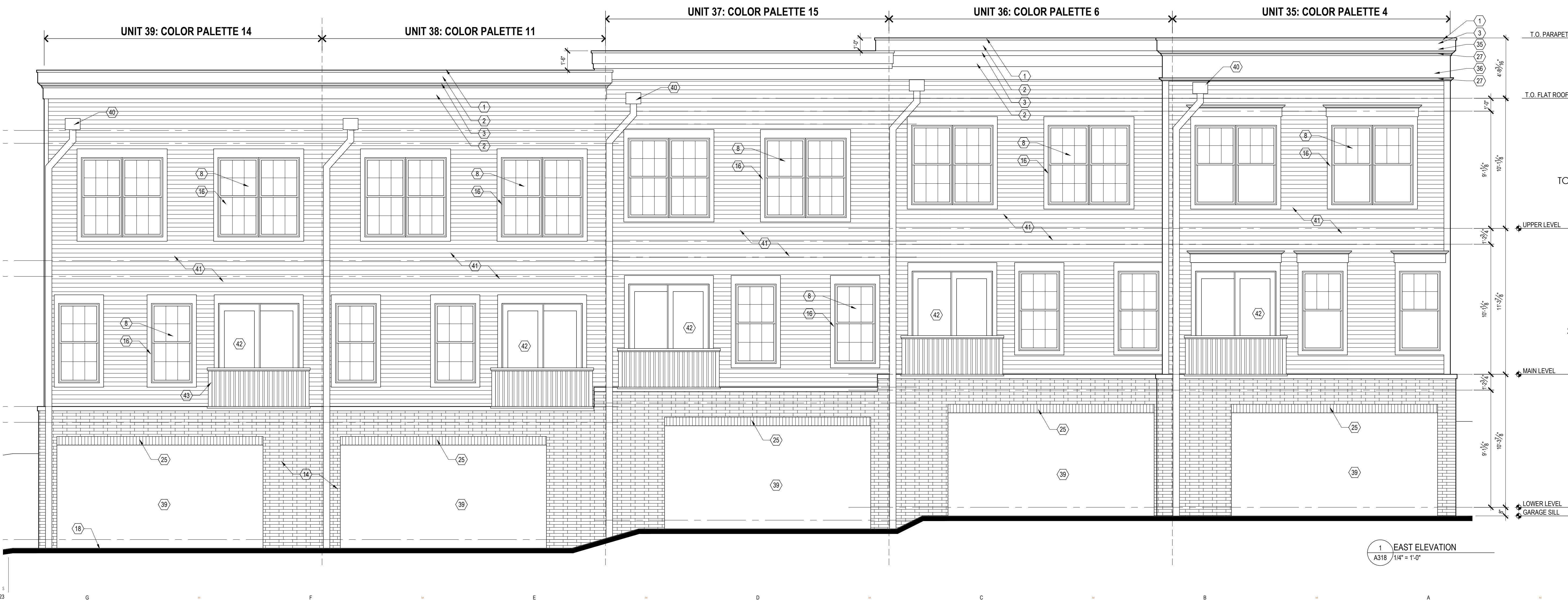
DO NOT SCALE DRAWINGS; USE NOTED DIMENSIONS ONLY.

THIS DRAWING IS THE PROPERTY OF M ARCHITECTS. UNAUTHORIZED USE OF ANY KIND, INCLUDING USE ON OTHER PROJECTS, IS PROHIBITED.



ELEVATION KEYNOTES, THIS SHEET:

- | | |
|--|--|
| 1 ALUMINUM COPING | 25 8" BRICK SOLDIER COURSE, PROJECT 1" |
| 2 10" TRIM | 26 8" STACKED BRICK, PROJECT 1" |
| 3 5" CROWN MOULDING | 27 4" STACKED BRICK, PROJECT 1" |
| 4 DASHED LINES OF PARAPET / ROOF BEYOND | 28 2" CROWN MOULDING |
| 5 6" TRIM | 29 1'-6" COMPOSITE PILASTER |
| 6 38" x 10-1/2" RECESSED PANEL | 30 10" STONE WITH 4" x 1'-10" TURN DOWN, PROJECT 1" |
| 7 8" TRIM | 31 6" STONE WITH 4" x 1'-6" TURN DOWN, PROJECT 1" |
| 8 ALUMINUM CLAD DOUBLE HUNG WINDOW | 32 ALUMINUM CLAD SLIDER WINDOW WITH WINDOW WELL AT GRADE |
| 9 38" x 32" RECESSED PANEL | 33 OPEN |
| 10 38" x 22" RECESSED PANEL | 34 OPEN |
| 11 8" x 14" DECORATIVE WOOD BRACKET | 35 1-1/2" BANDING, PROJECT 1" |
| 12 DASHED LINES OF BLACK ALUMINUM HANDRAIL | 36 16" TRIM |
| 13 CONCRETE STEPS | 37 4" TRIM, PROJECT 1" |
| 14 4" BRICK VENEER | 38 DASHED LINE OF UNIT BEYOND |
| 15 4" TRIM | 39 ALUMINUM GARAGE DOOR |
| 16 4" WINDOW SURROUND | 40 ALUMINUM SCUPPER AND DOWNSPOUT |
| 17 4" STONE CAP | 41 4" HORIZONTAL SIDING |
| 18 GRADE AT BUILDING | 42 ALUMINUM CLAD SLIDING DOOR |
| 19 8" STONE HEAD, PROJECT 1" | 43 BLACK ALUMINUM GUARD RAIL |
| 20 4" STONE SILL, PROJECT 1" | |
| 21 COMPOSITE PANEL | |
| 22 12" TRIM | |
| 23 8" COMPOSITE ACCENT | |
| 24 4" BRICK ROWLOCK, PROJECT 1" | |



CENTER STREET, BUILDING 10

NOT FOR CONSTRUCTION



114 RAYSON STREET
SUITE 202
NORTHVILLE, MICHIGAN 48167
PHONE 248.349.9708
marchitects.com

PROJECT
THE DOWNS

TOLL BROTHERS DEVELOPMENT:
SOUTH OF BEAL STREET
2.5 Story Townhouses
Beal and Center Streets

PROJECT ADDRESS
South Side of Beal Street
and Along
South Center Street, North of
Fairbrook Street
Northville, MI
48167

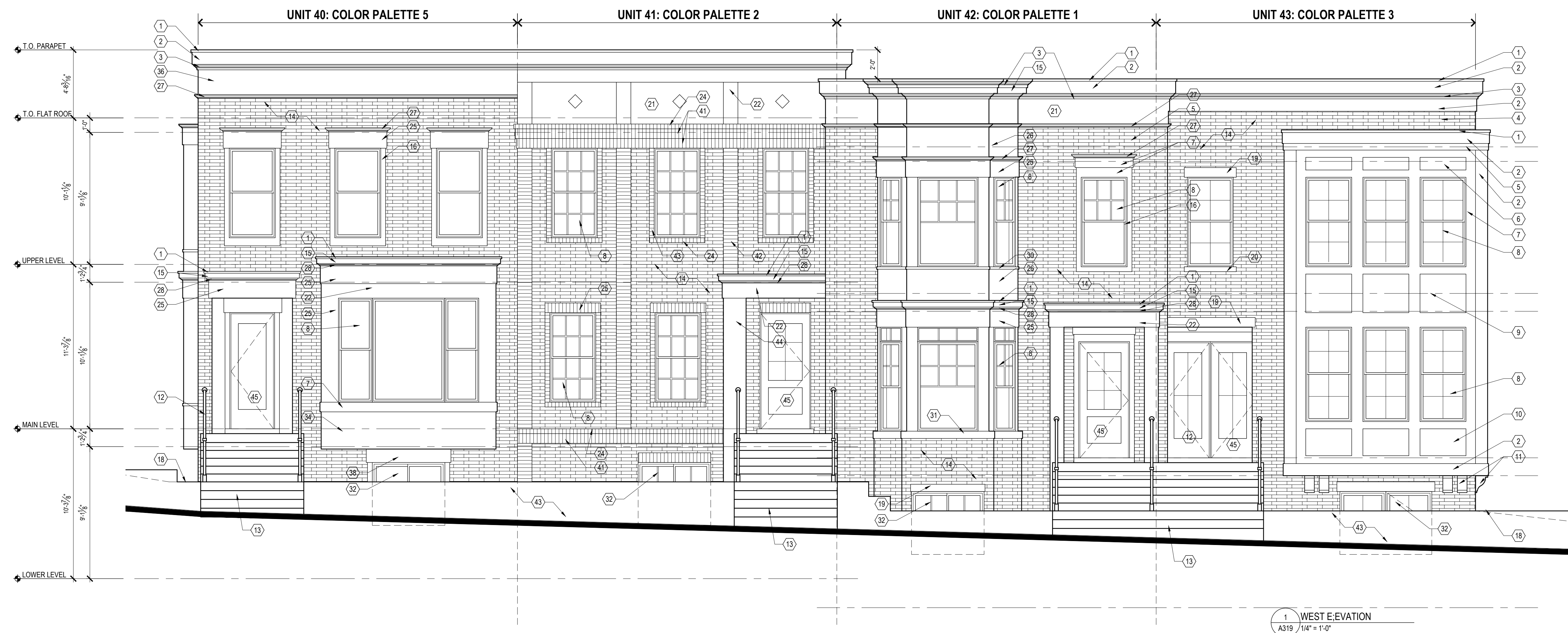
PROJECT NUMBER
21.29

SHEET NAME
BEAL STREET:
SINGLE-FAMILY ATTACHED
BUILDING 10
EXTERIOR ELEVATIONS

SHEET NUMBER
A319

ELEVATION KEYNOTES, THIS SHEET:

- | | |
|-------------------------------------|--|
| 1 ALUMINUM COPING | 27 3" CROWN MOULDING |
| 2 10" TRIM | 28 2" CROWN MOULDING |
| 3 5" CROWN MOULDING | 29 4" TRIM, PROJECT 1" |
| 4 16" TRIM | 30 1-1/2" BANDING, PROJECT 1" |
| 5 6" TRIM | 31 6" STONE CAP, PROJECT 1" |
| 6 38" x 10-1/2" RECESSED PANEL | 32 ALUMINUM CLAD SLIDER WINDOW WITH WINDOW WELL AT GRADE |
| 7 8" TRIM | 33 2" BANDING, PROJECT 1" |
| 8 ALUMINUM CLAD DOUBLE HUNG WINDOW | 34 30" TRIM |
| 9 38" x 32" RECESSED PANEL | 35 5" TRIM |
| 10 38" x 22" RECESSED PANEL | 36 20" COMPOSITE PANEL |
| 11 8" x 14" DECORATIVE WOOD BRACKET | 37 DASHED LINES OF PARAPET / ROOF BEYOND |
| 12 BLACK ALUMINUM HANDRAIL | 38 12" STONE HEAD, PROJECT 1" |
| 13 CONCRETE STEPS | 39 8" BRICK SOLDIER COURSE, PROJECT 1" |
| 14 4" BRICK VENEER | 40 DASHED LINE OF UNIT BEYOND |
| 15 4" TRIM | 41 8" BRICK SOLDIER COURSE, PROJECT 1" |
| 16 4" WINDOW SURROUND | 42 8" STACKED BRICK, PROJECT 1" |
| 17 4" STONE CAP | 43 4" STACKED BRICK, PROJECT 1" |
| 18 GRADE AT BUILDING | 44 1'-6" COMPOSITE PILASTER |
| 19 6" STONE HEAD, PROJECT 1" | 45 WOOD ENTRY DOOR |
| 20 4" STONE SILL, PROJECT 1" | 46 RETAINING WALL BY OTHERS |
| 21 COMPOSITE PANEL | |
| 22 12" TRIM | |
| 23 8" COMPOSITE ACCENT | |
| 24 4" BRICK ROWLOCK, PROJECT 1" | |
| 25 14" TRIM | |
| 26 24" TRIM | |



DO NOT SCALE DRAWINGS; USE NOTED DIMENSIONS ONLY.

THIS DRAWING IS THE PROPERTY OF M ARCHITECTS. UNAUTHORIZED USE OF ANY KIND, INCLUDING USE ON OTHER PROJECTS, IS PROHIBITED.

CENTER STREET, BUILDING 10

NOT FOR CONSTRUCTION



PROJECT

THE DOWNS

TOLL BROTHERS DEVELOPMENT:
SOUTH OF BEAL STREET
2.5 Story Townhouses
Beal and Center Streets

PROJECT ADDRESS
South Side of Beal Street
and Along
South Center Street, North of
Fairbrook Street
Northville, MI
48167

PROJECT NUMBER
21.29

SHEET NAME

BEAL STREET:
SINGLE-FAMILY ATTACHED
BUILDING 10
EXTERIOR ELEVATIONS

SHEET NUMBER

A320

DO NOT SCALE DRAWINGS; USE NOTED DIMENSIONS ONLY.

THIS DRAWING IS THE PROPERTY OF M ARCHITECTS. UNAUTHORIZED USE OF ANY KIND, INCLUDING USE ON OTHER PROJECTS, IS PROHIBITED.



NOT FOR CONSTRUCTION



PROJECT
THE DOWNS

TOLL BROTHERS DEVELOPMENT:
SOUTH OF BEAL STREET
2.5 Story Townhouses
Beal and Center Streets

PROJECT ADDRESS
South Side of Beal Street
and Along
South Center Street, North of
Fairbrook Street
Northville, MI
48167

PROJECT NUMBER
21.29

SHEET NAME
COLOR PALETTES

SHEET NUMBER
CP-1

2.5 STORY TOWNHOME COLOR PALETTES

PALETTE ONE




BRICK
MFR : BELDEN BRICK
NAME : ALASKA WHITE VELOUR
SIZE : MODULAR 3 5/8" X 7 7/8"



GARAGE DOOR
MFR : AMARR
NAME : DESIGNERS CHOICE - RECESSED
COLOR : TO MATCH SIDING



TRIM
MFR : EQUAL TO JAMES HARDIE
NAME : 2",4",6",8" OR 12" SMOOTH CEMENT BOARD TRIM
COLOR : IRON GRAY



WINDOWS
MFR : ANDERSEN WINDOWS
NAME : E SERIES
COLOR : DARK ASH



ACCENT PAINT
COLOR : SAGE



ENTRY DOOR
MFR : ANDERSEN
NAME : 195 SERIES
COLOR : FOREST GREEN



SIDING
MFR : EQUAL TO JAMES HARDIE
NAME : HORIZONTAL, SMOOTH 4" HIGH CEMENT BOARD LAP SIDING
COLOR : ARCTIC WHITE

PALETTE TWO




BRICK
MFR : BELDEN BRICK
NAME : PAGO VELOUR
SIZE : MODULAR 3 5/8" X 7 7/8"



GARAGE DOOR
MFR : AMARR
NAME : DESIGNERS CHOICE - RECESSED
COLOR : TO MATCH SIDING



TRIM
MFR : EQUAL TO JAMES HARDIE
NAME : 2",4",6",8" OR 12" SMOOTH CEMENT BOARD TRIM
COLOR : IRON GRAY



WINDOWS
MFR : ANDERSEN WINDOWS
NAME : E SERIES
COLOR : DARK ASH




SIDING
MFR : EQUAL TO JAMES HARDIE
NAME : HORIZONTAL, SMOOTH 4" HIGH CEMENT BOARD LAP SIDING
COLOR : GOLDEN BEEHIVE



ENTRY DOOR
MFR : ANDERSEN
NAME : 194 SERIES
COLOR : TERRATONE


PALETTE THREE




SIDING
MFR : EQUAL TO JAMES HARDIE
NAME : HORIZONTAL, SMOOTH 4" HIGH CEMENT BOARD LAP SIDING
COLOR : JET BLACK




GARAGE DOOR
MFR : AMARR
NAME : DESIGNERS CHOICE - RECESSED
COLOR : TO MATCH SIDING



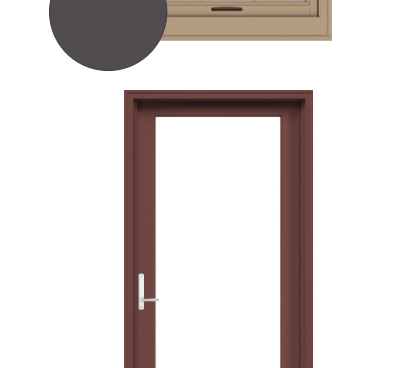
BRICK
MFR : BELDEN BRICK
NAME : CARBON BLACK VELOUR
SIZE : MODULAR 3 5/8" X 7 7/8"




WINDOWS
MFR : ANDERSEN WINDOWS
NAME : E SERIES
COLOR : DARK ASH



TRIM
MFR : EQUAL TO JAMES HARDIE
NAME : 2",4",6",8" OR 12" SMOOTH CEMENT BOARD TRIM
COLOR : IRON GRAY




ENTRY DOOR
MFR : ANDERSEN
NAME : 181 SERIES
COLOR : RED ROCK



ACCENT PAINT
COLOR : MAREA BAJA


PALETTE FOUR




BRICK
MFR : BELDEN BRICK
NAME : BUCKINGHAM FULL RANGE DART TEX
SIZE : MODULAR 3 5/8" X 7 7/8"



GARAGE DOOR
MFR : AMARR
NAME : DESIGNERS CHOICE - RECESSED
COLOR : TO MATCH SIDING




SIDING
MFR : EQUAL TO JAMES HARDIE
NAME : HORIZONTAL, SMOOTH 4" HIGH CEMENT BOARD LAP SIDING
COLOR : NIGHT GRAY



WINDOWS
MFR : ANDERSEN WINDOWS
NAME : E SERIES
COLOR : DARK ASH



TRIM
MFR : EQUAL TO JAMES HARDIE
NAME : 2",4",6",8" OR 12" SMOOTH CEMENT BOARD TRIM
COLOR : IRON GRAY



ENTRY DOOR
MFR : ANDERSEN
NAME : 102 SERIES
COLOR : DARK BRONZE



ACCENT
MFR : EQUAL TO JAMES HARDIE
COLOR : DARD HUNTER GREEN

DO NOT SCALE DRAWINGS; USE NOTED DIMENSIONS ONLY.

THIS DRAWING IS THE PROPERTY OF M ARCHITECTS. UNAUTHORIZED USE OF ANY KIND, INCLUDING USE ON OTHER PROJECTS, IS PROHIBITED.



NOT FOR CONSTRUCTION



PROJECT
THE DOWNS

TOLL BROTHERS DEVELOPMENT:
SOUTH OF BEAL STREET
2.5 Story Townhouses
Beal and Center Streets

PROJECT ADDRESS
South Side of Beal Street
and Along
South Center Street, North of
Fairbrook Street
Northville, MI
48167

PROJECT NUMBER
21.29

SHEET NAME
COLOR PALETTES

SHEET NUMBER
CP-2

2.5 STORY TOWNHOME COLOR PALETTES


PALETTE FIVE




BRICK
MFR : BELDEN BRICK
NAME : ENGLISH GRAY VELOUR
SIZE : MODULAR 3 5/8" X 7 7/8"



GARAGE DOOR
MFR : AMARR
NAME : DESIGNERS CHOICE - RECESSED
COLOR : TO MATCH SIDING




TRIM
MFR : EQUAL TO JAMES HARDIE
NAME : 2",4",6",8" OR 12" SMOOTH CEMENT BOARD TRIM
COLOR : ROYCROFT PEWTER



WINDOWS
MFR : ANDERSEN WINDOWS
NAME : E SERIES
COLOR : DARK ASH



SIDING
MFR : EQUAL TO JAMES HARDIE
NAME : HORIZONTAL, SMOOTH 4" HIGH CEMENT BOARD LAP SIDING
COLOR : JET BLACK



ENTRY DOOR
MFR : ANDERSEN
NAME : 102 SERIES
COLOR : WHITE

PALETTE SIX



BRICK
MFR : SHOULDCICE
NAME : STRATA BRICK SMOOTH TUTELLA
SIZE : MODULAR 3 5/8" X 7 7/8"



PAINT
COLOR : COLONIAL REVIVAL GREEN STONE




SIDING
MFR : EQUAL TO JAMES HARDIE
NAME : HORIZONTAL, SMOOTH 4" HIGH CEMENT BOARD LAP SIDING
COLOR : COBBLESTONE



GARAGE DOOR
MFR : AMARR
NAME : DESIGNERS CHOICE - RECESSED
COLOR : TO MATCH SIDING



TRIM
MFR : EQUAL TO JAMES HARDIE
NAME : 2",4",6",8" OR 12" SMOOTH CEMENT BOARD TRIM
COLOR : IRON GRAY




WINDOWS
MFR : ANDERSEN WINDOWS
NAME : E SERIES
COLOR : DARK ASH



ENTRY DOOR
MFR : ANDERSEN
NAME : 181 SERIES
COLOR : RED ROCK

PALETTE SEVEN




BRICK
MFR : BELDEN BRICK
NAME : ALASKA WHITE VELOUR
SIZE : MODULAR 3 5/8" X 7 7/8"



GARAGE DOOR
MFR : AMARR
NAME : DESIGNERS CHOICE - RECESSED
COLOR : TO MATCH SIDING




SIDING
MFR : EQUAL TO JAMES HARDIE
NAME : HORIZONTAL, SMOOTH 4" HIGH CEMENT BOARD LAP SIDING
COLOR : ARCTIC WHITE



WINDOWS
MFR : ANDERSEN WINDOWS
NAME : E SERIES
COLOR : DARK ASH



TRIM
MFR : EQUAL TO JAMES HARDIE
NAME : 2",4",6",8" OR 12" SMOOTH CEMENT BOARD TRIM
COLOR : ARCTIC WHITE



ENTRY DOOR
MFR : ANDERSEN
NAME : 181 SERIES
COLOR : SANDSTONE



ACCENT PAINT
COLOR : DOWNING STONE

PALETTE EIGHT




BRICK
MFR : BELDEN BRICK
NAME : CLARET FULL RANGE VELOUR
SIZE : MODULAR 3 5/8" X 7 7/8"




GARAGE DOOR
MFR : AMARR
NAME : DESIGNERS CHOICE - RECESSED
COLOR : TO MATCH SIDING




TRIM
MFR : EQUAL TO JAMES HARDIE
NAME : 2",4",6",8" OR 12" SMOOTH CEMENT BOARD TRIM
COLOR : ARCTIC WHITE



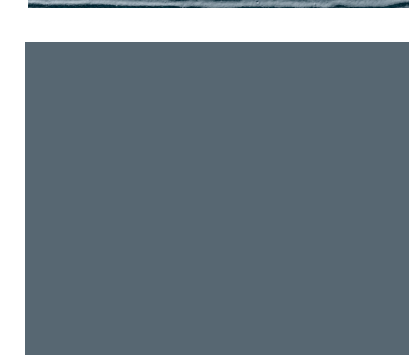
WINDOWS
MFR : ANDERSEN WINDOWS
NAME : E SERIES
COLOR : DARK ASH



SIDING
MFR : EQUAL TO JAMES HARDIE
NAME : HORIZONTAL, SMOOTH 4" HIGH CEMENT BOARD LAP SIDING
COLOR : BOOTHBAY BLUE



ENTRY DOOR
MFR : ANDERSEN
NAME : 194 SERIES
COLOR : RED ROCK



ACCENT PAINT
COLOR : DOWNING STONE

DO NOT SCALE DRAWINGS; USE NOTED DIMENSIONS ONLY.

THIS DRAWING IS THE PROPERTY OF M ARCHITECTS. UNAUTHORIZED USE OF ANY KIND, INCLUDING USE ON OTHER PROJECTS, IS PROHIBITED.



G F E D C B A

G F E D C B A

NOT FOR CONSTRUCTION



PROJECT
THE DOWNS

TOLL BROTHERS DEVELOPMENT:
SOUTH OF BEAL STREET
2.5 Story Townhouses
Beal and Center Streets

PROJECT ADDRESS
South Side of Beal Street
and Along
South Center Street, North of
Fairbrook Street
Northville, MI
48167

PROJECT NUMBER
21.29

SHEET NAME
COLOR PALETTES

SHEET NUMBER
CP-3

2.5 STORY TOWNHOME COLOR PALETTES

PALETTE NINE




SIDING
MFR : EQUAL TO JAMES HARDIE
NAME : HORIZONTAL SMOOTH 4"
HIGH CEMENT BOARD LAP SIDING
COLOR : DESIGNER CREAM



GARAGE DOOR
MFR : AMARR
NAME : DESIGNERS CHOICE -
RECESSED
COLOR : TO MATCH SIDING



TRIM
MFR : EQUAL TO JAMES HARDIE
NAME : 2",4",6",8" OR 12"
SMOOTH CEMENT BOARD TRIM
COLOR : ARCTIC WHITE



WINDOWS
MFR : ANDERSEN WINDOWS
NAME : E SERIES
COLOR : COLONY WHITE



BRICK
MFR : BELDEN BRICK
COLOR : 661 SMOOTH



ENTRY DOOR
MFR : ANDERSEN
NAME : 194 SERIES
COLOR : DARK BRONZE

PALETTE TEN



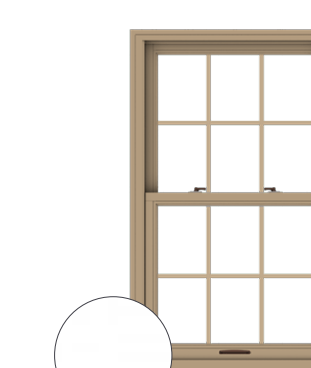
SIDING
MFR : EQUAL TO JAMES HARDIE
NAME : HORIZONTAL SMOOTH 4"
HIGH CEMENT BOARD LAP SIDING
COLOR : COUNTRY LANE RED



GARAGE DOOR
MFR : AMARR
NAME : DESIGNERS CHOICE -
RECESSED
COLOR : TO MATCH SIDING



TRIM
MFR : EQUAL TO JAMES HARDIE
NAME : 2",4",6",8" OR 12"
SMOOTH CEMENT BOARD TRIM
COLOR : COBBLESTONE



WINDOWS
MFR : ANDERSEN WINDOWS
NAME : E SERIES
COLOR : COLONY WHITE




BRICK
MFR : BELDEN BRICK
COLOR :BUCKINGHAM FULL
RANGE DART TEX




ENTRY DOOR
MFR : ANDERSEN
NAME : 194 SERIES
COLOR : TERRATONE

PALETTE ELEVEN




SIDING
MFR : EQUAL TO JAMES HARDIE
COLOR : NIGHT GRAY



ACCENT PAINT
COLOR : PURE WHITE



TRIM
MFR : EQUAL TO JAMES HARDIE
NAME : 2",4",6",8" OR 12"
SMOOTH CEMENT BOARD TRIM
COLOR : ARCTIC WHITE



GARAGE DOOR
MFR : AMARR
NAME : DESIGNERS CHOICE -
RECESSED
COLOR : TO MATCH SIDING



BRICK
MFR : BELDEN BRICK
COLOR : CARBON BLACK
VELOUR




WINDOWS
MFR : ANDERSEN WINDOWS
NAME : E SERIES
COLOR : DARK ASH



ENTRY DOOR
MFR : ANDERSEN
NAME : 102 SERIES
COLOR : WHITE

PALETTE TWELVE




SIDING
MFR : EQUAL TO JAMES HARDIE
COLOR : EVENING BLUE



GARAGE DOOR
MFR : AMARR
NAME : DESIGNERS CHOICE -
RECESSED
COLOR : TO MATCH SIDING



TRIM
MFR : EQUAL TO JAMES HARDIE
NAME : 2",4",6",8" OR 12"
SMOOTH CEMENT BOARD TRIM
COLOR : COBBLESTONE



WINDOWS
MFR : ANDERSEN WINDOWS
NAME : E SERIES
COLOR : DARK ASH



BRICK
MFR : BELDEN BRICK
COLOR : BUCKINGHAM FULL
RANGE DART TEX



ENTRY DOOR
MFR : ANDERSEN
NAME : 194 SERIES
COLOR : DOVE GRAY



ACCENT PAINT
COLOR :MAREA BAJA

DO NOT SCALE DRAWINGS; USE NOTED DIMENSIONS ONLY.

THIS DRAWING IS THE PROPERTY OF M ARCHITECTS. UNAUTHORIZED USE OF ANY KIND, INCLUDING USE ON OTHER PROJECTS, IS PROHIBITED.

NOT FOR CONSTRUCTION



M
ARCHITECTS
114 RAYSON STREET
SUITE 2C
NORTHVILLE, MICHIGAN
48167
PHONE 248.349.2708
marchitects.com

PROJECT
THE DOWNS

TOLL BROTHERS DEVELOPMENT:
SOUTH OF BEAL STREET
2.5 Story Townhouses
Beal and Center Streets

PROJECT ADDRESS
South Side of Beal Street
and Along
South Center Street, North of
Fairbrook Street
Northville, MI
48167

PROJECT NUMBER
21.29

SHEET NAME
COLOR PALETTES

SHEET NUMBER
CP-4

2.5 STORY TOWNHOME COLOR PALETTES

PALETTE THIRTEEN




SIDING
MFR : EQUAL TO JAMES HARDIE
COLOR : GOLDEN LUSTER



GARAGE DOOR
MFR : AMARR
NAME : DESIGNERS CHOICE - RECESSED
COLOR : TO MATCH SIDING



TRIM
MFR : EQUAL TO JAMES HARDIE
NAME : 2", 4", 6", 8" OR 12" SMOOTH CEMENT BOARD TRIM
COLOR : IRON GRAY



WINDOWS
MFR : ANDERSEN WINDOWS
NAME : E SERIES
COLOR : DARK ASH




BRICK
MFR : BELDEN BRICK
COLOR : 514 BARK



ENTRY DOOR
MFR : ANDERSEN
NAME : 334 SERIES
COLOR : DARK BRONZE

PALETTE FOURTEEN



SIDING
MFR : EQUAL TO JAMES HARDIE
COLOR : CAPE COD BLUE



GARAGE DOOR
MFR : AMARR
NAME : DESIGNERS CHOICE - RECESSED
COLOR : TO MATCH SIDING



TRIM
MFR : EQUAL TO JAMES HARDIE
NAME : 2", 4", 6", 8" OR 12" SMOOTH CEMENT BOARD TRIM
COLOR : ARCTIC WHITE



WINDOWS
MFR : ANDERSEN WINDOWS
NAME : E SERIES
COLOR : COLONY WHITE




BRICK
MFR : BELDEN BRICK
COLOR : ENGLISH GRAY VELOUR



ENTRY DOOR
MFR : ANDERSEN
NAME : 194 SERIES
COLOR : DOVE GRAY

PALETTE FIFTEEN



SIDING
MFR : EQUAL TO JAMES HARDIE
COLOR : KHAKI BROWN



GARAGE DOOR
MFR : AMARR
NAME : DESIGNERS CHOICE - RECESSED
COLOR : TO MATCH SIDING



TRIM
MFR : EQUAL TO JAMES HARDIE
NAME : 2", 4", 6", 8" OR 12" SMOOTH CEMENT BOARD TRIM
COLOR : COBBLESTONE



WINDOWS
MFR : ANDERSEN WINDOWS
NAME : E SERIES
COLOR : DARK ASH



BRICK
MFR : BELDEN BRICK
COLOR : BUCKINGHAM FULL RANGE DART TEX



ENTRY DOOR
MFR : ANDERSEN
NAME : 1894SERIES
COLOR : DARK BRONZE

DO NOT SCALE DRAWINGS; USE NOTED DIMENSIONS ONLY.

THIS DRAWING IS THE PROPERTY OF M ARCHITECTS. UNAUTHORIZED USE OF ANY KIND, INCLUDING USE ON OTHER PROJECTS, IS PROHIBITED.